



Mayor, Mike Caldwell

ANNUAL ACTION PLAN JULY 1, 2023 – JUNE 30, 2024



Submit to HUD May 15, 2023



Prepared by: Ogden City Community Development Division

2549 Washington Boulevard #120, Ogden, UT 84401

Available at: <http://HUDConplan.ogdencity.com>

T: 801-629-8903 E: fairhousing@ogdencity.com

For Accessibility & Language Assistance call (801) 629-8701

or visit <http://accessibility.ogdencity.com>

TTY/TDD Relay Utah: 711 or 888.735.5906

www.ogdencity.com

Table of Contents

Executive Summary.....	4
PR-05 Lead & Responsible Agencies – 91.200(b).....	8
AP-10 Consultation – 91.100, 91.200(b), 91.215(l).....	9
AP-12 Citizen Participation – 91.105, 91.200(c)	16
AP-15 Expected Resources – 91.220(c) (1, 2)	19
AP-20 Annual Goals and Objectives - 91.420, 91.220(c)(3)&(e)	21
AP-35 Projects – 91.220(d)	23
AP-38 Projects Summary.....	25
AP-50 Geographic Distribution – 91.220(f).....	30
AP-55 Affordable Housing – 91.220(g)	32
AP-60 Public Housing – 91.220(h).....	33
AP-65 Homeless and Other Special Needs Activities – 91.220(i).....	36
AP-75 Barriers to affordable housing – 91.220(j)	40
AP-85 Other Actions – 91.220(k)	43
AP-90 Program Specific Requirements – 91.220(l)(1,2,4)	48
<i>Community Development Block Grant Program (CDBG)</i>	48
<i>HOME Investment Partnership Program (HOME)</i>	49
Appendix A – Citizen Participation, Proof of Publication, Comments, and Outreach	51
Appendix B – Budget.....	65
Appendix C - Priority Objectives, Programs and Goals Summary Matrix, NRSA Goals.....	66
Appendix D - Housing Market Study.....	71
Appendix E - AAP FY24 Certifications, SF-424's and Assurances.....	81

Executive Summary

AP-05 Executive Summary - 24 CFR 91.200(c), 91.220(b)

Introduction

Annual Action Plan FY July 1, 2023 – June 30, 2024 (AAP FY24) is the fourth year implementation plan of the Five Year Consolidated Plan 2020-2025 (ConPlan). The ConPlan is a strategic planning document that provides the framework for the City in targeting the critical but limited federal resources to the highest priority needs. The City encourages citizen participation and citizen input was encouraged during the development of this plan and throughout the ConPlan planning process.

AAP FY24 describes the City's sources and details the uses of certain federal grant funds from the U.S. Department of Housing and Urban Development (HUD) including Community Development Block Grant (CDBG), Community Development Block Grant from the CARES Act (CDBG-CV), Home Investment Partnerships Grant (HOME) and Home Investment Partnerships Grant from the American Rescue Plan (HOME ARP) funds. AAP FY24 outlines activities that will be undertaken during the program year beginning July 1, 2023 and ending June 30, 2024. CDBG, CDBG-CV, HOME and HOME ARP projects and funding allocations are developed from strategies and priorities identified during the planning process. AAP FY24 describes how CDBG, CDBG-CV and HOME Grant funds will be used in the coming year to address the priority needs and local objectives established in the ConPlan. The City implements a Neighborhood Revitalization Strategy Area (NRSA) which focuses resources in a planned strategy to assist distressed neighborhoods including Racially Concentrated Areas of Poverty (RCAP) in Ogden City. The NRSA was adopted during the ConPlan process. AAP FY24 continues that strategy forward.

Summarize the objectives and outcomes identified in the Plan

This could be a restatement of items or a table listed elsewhere in the plan or a reference to another location. It may also contain any essential items from the housing and homeless needs assessment, the housing market analysis or the strategic plan.

OGDEN CITY PRIORITY OBJECTIVES

DECENT AFFORDABLE HOUSING OBJECTIVES

1. Improve the quality and increase the supply of decent affordable housing.
2. Expand homeownership opportunities for Low to Moderate Income (LMI) residents.

CREATE SUITABLE LIVING ENVIRONMENT OBJECTIVES

1. Improve the physical safety and appearance of neighborhoods.

EXPAND ECONOMIC OPPORTUNITIES ANNUAL OBJECTIVES

1. Create greater access to capital.
2. Stimulate economic growth.

GOALS AAP JULY 1, 2023 – JUNE 30, 2024

DECENT AFFORDABLE HOUSING GOALS

- Complete the rehabilitation of six single-family affordable housing units.
- Fund 5 emergency home repair loans for low-income households to make urgent repairs to single-family housing units.
- Help twenty low- to moderate-income (LMI) households qualify to purchase a home by providing down payment assistance.
- Assist a Community Housing and Development Organization (CHDO) with the completion of one housing project every other year, which develops housing units for LMI households in the NRSA. In the program year, assist the CHDO in completing a LMI housing project.

CREATE SUITABLE LIVING ENVIRONMENT GOALS

- Improve neighborhood safety and aesthetics by completing one public improvement project every other year.

EXPAND ECONOMIC OPPORTUNITIES ANNUAL GOALS

- Stimulate business growth, economic expansion through a wide range of Special Economic Development projects (including the city's development of underutilized commercial property, or through financial assistance to for-profit businesses, or to eliminate blight or to create or retain jobs). Completing one project every other year.
- Stimulate economic growth and create greater access to capital by providing direct financial and/or technical assistance to ten micro-enterprises.
- Create/retain eight Full-Time Equivalent (FTE) jobs by providing funds to small businesses to start-up or expand a business in Ogden.
- Create/retain five Full-Time Equivalent (FTE) jobs by providing funds to small businesses to respond to, prepare for, and/or mitigate the impact of COVID-19 pandemic.
- Direct financial assistance to five LMI microenterprise business owners to respond to, prepare for, and/or mitigate the impact of COVID-19 pandemic.
- CDBG funds may be used to build lending capacity for targeted projects.

Evaluation of past performance

This is an evaluation of past performance that helped lead the grantee to choose its goals or projects.

An evaluation of past performance is summarized annually in the Consolidated Annual Performance and Evaluation Report (CAPER), which demonstrates the City's performance in administration of the Community Development Block Grant (CDBG) and HOME Investment Partnerships Grant (HOME). As noted in Ogden's Program Year 2022 CAPER last fall, the City's efforts to meet its Annual Action Plan July 1, 2021 to June 30, 2022 and Consolidated Plan goals and objectives were generally successful, especially in view of changing economic conditions, the effects of COVID-19 pandemic, housing market changes, the quick recycling of HOME program Income and general budgetary constraints. The City analyzes past performance to ensure and increase the effectiveness of its funding allocations.

In the past fiscal year, the City evaluated the AAP programs' performance and the needs of the community. As a result, with an increased demand for financial assistance from local businesses the city

removed funding for the Business Information Center and budgeted those funds to Microenterprise Assistance and Small Business Loan Programs.

Ogden City strives to meet or exceed the goals stated in the Consolidated Plan and Annual Action Plans. The City works to obligate and disburse its CDBG funds in a timely manner. The City met the May 1, 2022, timeliness test for CDBG spending and has implemented a spending plan to ensure compliance is maintained. The City is on track to meet the May 1, 2023 CDBG timeliness test. The City proposes to provide 100% overall benefit in FY24 to low- and moderate-income persons, meeting the 70% minimum regulatory requirement.

Summary of Citizen Participation Process and consultation process

Summary from citizen participation section of plan.

Public participation is an essential part of the ConPlan and Annual Action Plan planning processes because it helps ensure that decisions are made with careful attention to community needs and preferences. Moreover, the input of stakeholders and community members generates additional public awareness about the City's HUD-funded programs and projects. Involvement allows more perspectives to be considered during the decision-making process.

The City's public participation efforts include: 1) holding public meetings often with a Zoom option; 2) attending a variety of community groups and events by Zoom and/or in person for the purpose of AAP outreach; 3) dedicating a page on the city's website to the ConPlan that provides a convenient way for residents to receive information and make comments (<http://HUDConplan.ogdencity.com/>); 4) sending AAP information to residents by newspaper, website, and/or water bill insert; 5) outreach to residents and organizations in low- and moderate-income areas; 6) posting notices of public hearings at city offices, and Utah State website; 7) posting draft documents at city and county housing authority offices; and 8) outreach to the Hispanic population, and the Citizen Advisory Committee (CAC) met March 16, 2023 during the AAP planning process. The CAC meetings provided a forum for discussion, input and recommendations of community development activities.

The City encouraged and accepted public comments throughout the entire Consolidated Plan process; and through the AAP FY24 planning process that ended at the end of the required thirty-day public comment period (April 9, 2023 – May 8, 2023). The website allows for easy online comments to be made by the click of a mouse. Ogden City Community Development Division considers all comments. If a comment received is not appropriate for HUD-funded programs or Community Development efforts, the comment may be forwarded to the appropriate city department for their review and/or implementation. Public comments received are submitted to City Council.

Summary of public comments

This could be a brief narrative summary or reference an attached document from the Citizen Participation section of the Con Plan.

Prior to the City Council public hearing to adopt AAP FY24, a 30-day public comment period was provided April 9, 2023 – May 8, 2023. Notice of the public comment period was published in the Standard Examiner April 8, 2023. Notice was published in English and Spanish at the city's Annual Action Plan webpage: <https://www.ogdencity.com/487/Annual-Action-Plans>

Appendix A. See Appendix A for a summary of comments received and proof of publication.

Summary of comments or views not accepted and the reasons for not accepting them

See Appendix A for a summary of comments received and responses to comment(s) not accepted.

No comments were received that were not accepted.

Summary

The City encouraged and considered all public comments received during the required thirty-day comment period. The city's website allows for easy online comments to be made by the click of a mouse. Ogden City Community Development Division considers all comments. If a comment received is not appropriate for HUD-funded programs or Community Development efforts, the comment may be forwarded to the appropriate city department for their review and/or implementation. Public comments received are submitted to City Council.

PR-05 Lead & Responsible Agencies – 91.200(b)

1. Agency/entity responsible for preparing/administering the Consolidated Plan

Describe the agency/entity responsible for preparing the Consolidated Plan and those responsible for administration of each grant program and funding source.

Agency Role	Name	Department/Agency
Lead Agency	OGDEN	
CDBG Administrator	OGDEN	Brandon Cooper, CED Director/Ogden City
HOME Administrator	OGDEN	Brandon Cooper, CED Director/Ogden City

Table 1 – Responsible Agencies

Narrative (optional)

Ogden City's Community and Economic Development Department (CED) is the lead agency for the development of the ConPlan and Annual Action Plans. The Community Development Division administers the city's HUD-funded housing, public improvements, neighborhood revitalization programs, grant administration and compliance review. The Business Development Division administers the city's economic development, business counseling and job creation activities. In addition to CDBG and HOME grant funds, the CED administers investment partnerships, private funding sources, Utah State and City funds specific to ConPlan programs.

Consolidated Plan Public Contact Information

Cathy Fuentes, Senior Community Development Coordinator/Grants Administration
Ogden City, Community Development Division
2549 Washington Boulevard, #120
Ogden, UT 84401
801-629-8940
fairhousing@ogdencity.com

AP-10 Consultation – 91.100, 91.200(b), 91.215(l)

Introduction

During the development of AAP FY24, the City consulted with public and private entities, which including the Weber-Morgan Local Homeless Coordinating Committee (WMLHCC), the local lead agency for the Balance of State HUD Homeless Continuum of Care (COC), the Weber County Charitable Homeless Trust, Ogden Housing Authorities, Weber Housing Authority, Utah Department of Transportation and Wasatch Regional Council.

Also, Ogden City's Community and Economic Development (CED) Departments' Citizen Advisory Committee (CAC) participated in the development of AAP FY24. CAC comments were received and incorporated into the plan.

The process for the preparation of this Annual Action Plan included consultation with the following organizations:

- Utah Microenterprise Loan Fund
- Weber State Small Business Development Center
- Weber Area Council of Governments
- Weber County Homeless Charitable Trust
- Wasatch Front Regional Council
- Weber County Prosperity Center of Excellence
- Ogden Weber Community Action Partnership
- Ogden School District
- Suazo Center
- Weber Housing Authority
- Ogden Housing Authority
- Ogden Community Action Network (OgdenCAN)
- Utah Non-profit Housing Corporation
- Weber Human Services

Partners were encouraged to alert their clients and program beneficiaries that an important planning process was being undertaken and encouraged active participation by beneficiaries.

Provide a concise summary of the jurisdiction's activities to enhance coordination between public and assisted housing providers and private and governmental health, mental health and service agencies (91.215(l))

- Ogden City Community and Economic Development Department (CED) - CED's Citizen Advisory Committee reviews ConPlan programs and makes recommendations to the Mayor and City Council about ConPlan programs and funding levels. It includes representatives from service providers, education, stakeholders, community leaders and city staff.
- Ogden City will continue to seek out opportunities to strategize with a variety of groups to address short-term and long-term community needs.

- City Staff worked with the Suazo Business Center, and Ogden Weber Tech college (OTech) to identify and better understand technical assistance deficiencies for microenterprises and Minority Business Enterprises in Ogden City.
- City staff has consulted with Suazo Center to improve outreach to the Spanish-speaking community, Ogden's largest English-as-Second- Language population.
- Own In Ogden staff conducted outreach and met with local lenders and realtors to identify partnership opportunities in assisting LMI homeowners obtain funding to buy a home in Ogden and conduct a Housing Market Study.

Describe coordination with the Continuum of Care and efforts to address the needs of homeless persons (particularly chronically homeless individuals and families, families with children, veterans, and unaccompanied youth) and persons at risk of homelessness.

Ogden City strategizes with and participates in and holds a voting seat on the Weber County Homeless Coordinating Council's (WCHCC) Executive Committee. The WCHCC is the local Continuum of Care (COC) collaborative applicant, coordinates the efforts of organizations that provide services to the homeless and other special populations for Emergency Shelter Grant (ESG) programs and coordinates groups that serve the HIV/AIDS population with HOPWA funding.

- The local Continuum of Care process involves the agencies and programs that receive funding from the U.S. Department of Housing and Urban Development (HUD), and does the following:
 - Assesses capacity and identifies gaps in homelessness services,
 - Evaluates outcomes achieved by funded programs, in comparison to both local and national benchmarks,
 - Proactively develops improvements and solutions to systemic issues,
 - Works to implement HUD priorities and community priorities to end chronic homelessness in Utah,
 - Facilitates the allocation of funding to homelessness provider agencies,
 - Serves as an inclusive vehicle to promote best practices,
 - Utilizes the Service Prioritization Decision Assistance Tool (SPDAT) to identify those most in need of service and help prioritize time and resources,
 - Homeless justice court at the Lantern House homeless shelter,
 - City-funded homeless outreach and advocate specialist,
 - Facilitates access to mainstream resources and services for the homeless, and
 - Works to develop best practices to assist homeless persons directly.

Describe consultation with the Continuum(s) of Care that serves the jurisdiction's area in determining how to allocate ESG funds, develop performance standards for and evaluate outcomes of projects and activities assisted by ESG funds, and develop funding, policies and procedures for the operation and administration of HMIS

The State Homeless Coordinating Committee provides oversight and approves allocations of funding for providers of homeless services. The committee ensures that services provided to the homeless are utilized in a cost-effective manner and works to facilitate a better understanding of homelessness. Programs are devoted to emergency housing, self-sufficiency, placement in employment or occupational training activities, special services to meet unique needs of the homeless with mental illness and those who are

part of families with children. Contracts are awarded to providers based on need, diversity of geographic location, coordination with or enhancement of existing services, and the use of volunteers.

In 2021, Utah Homelessness Council was enacted by law UT 347. Ogden Mayor, Michael Caldwell, holds a voting seat on the Council. In cooperation with the Homelessness Coordinator, Wayne Niederhauser, the Council is responsible for developing and maintaining the homeless services budget, developing and maintaining the strategic plan, reviewing applications and approving funding for the provision of homeless services. Funding for homeless services comes from multiple state and federal sources. In addition, the Council is responsible for the review of local and regional homelessness plans.

The Weber Morgan County Homeless Local Coordinating Council WMCHLCC provides coordination of services to the Continuum of Care and its membership to ensure the goals and outcomes established for the Emergency Solutions Grant Program and other special needs housing programs meet the needs of the community. In addition, the WMCHCC is the Homeless Management Information System (HMIS) lead for Ogden City. The WMCHCC organization administers the HMIS for the county and sets a uniform standard for all agencies to gather information for HUD reporting and local homeless strategies. All Weber County HUD-funded Emergency Shelter Grant (ESG) organizations enter information into the HMIS system.

Ogden City does not apply for or receive Emergency Shelter Grant (ESG). City staff engage with agencies and organizations who are members of the local Continuum of Care on an on-going basis throughout the program year, including participating in the WMCHCC.

Ogden City staff attends online web training to help find solutions and learn how other communities have been effective in the COC.

Consultation

Describe Agencies, groups, organizations and others who participated in the process and describe the jurisdiction's consultations with housing, social service agencies and other entities

Table 2 – Agencies, groups, organizations who participated.

1	Agency/Group/Organization	Ogden Housing Authority
	Agency/Group/Organization Type	Housing PHA
	What section of the Plan was addressed by Consultation?	Housing Need Assessment Public Housing Needs
	Briefly describe how the Agency/Group/Organization was consulted. What are the anticipated outcomes of the consultation or areas for improved coordination?	Ogden City consulted with Ogden Housing Authority (OHA) to implement the HOME ARP Allocation Plan, on a housing development and Section 3 outreach and public housing for Ogden's low income residents. OHA receives Shelter Plus Care for homeless families, and homelessness prevention. The City anticipates utilizing HOME ARP to meet the housing and supportive services needs of the most vulnerable homeless and at risk of homeless persons.
2	Agency/Group/Organization	UTAH NONPROFIT HOUSING CORPORATION
	Agency/Group/Organization Type	Housing PHA Community Housing Development Organization (CHDO)
	What section of the Plan was addressed by Consultation?	Housing Need Assessment Public Housing Needs Homeless Needs - Families with children
	Briefly describe how the Agency/Group/Organization was consulted. What are the anticipated outcomes of the consultation or areas for improved coordination?	Ogden City works in partnership with Utah Non-Profit Housing Corporation, a certified CHDO, to develop solutions to failing multi-family LIHTC projects in Ogden and to develop or rehabilitate affordable LMI housing in Ogden. Consultation included identifying an affordable housing project in Ogden.
3	Agency/Group/Organization	Suazo Center
	Agency/Group/Organization Type	Stakeholders Non-profit
	What section of the Plan was addressed by Consultation?	Economic Development
	Briefly describe how the Agency/Group/Organization was consulted. What are the anticipated outcomes of the consultation or areas for improved coordination?	Partnering with Suazo Center to increase participation from the Hispanic Latino community in HUD funded programs. The Suazo Center provides a Business Startup Training Program to assist microenterprises with training that teaches critical business skills for success, which is coordination and support of the HUD-funded Microenterprise Loan Program.
4	Agency/Group/Organization	Utah Transportation Authority (UTA)
	Agency/Group/Organization Type	State government transportation authority.
	What section of the Plan was addressed by Consultation?	Economic Development

	Briefly describe how the Agency/Group/Organization was consulted. What are the anticipated outcomes of the consultation or areas for improved coordination?	Consultation with UTA to provide Bus Rapid Transit options to Ogden residents. Identifying locations to connect residents with job and education centers and hospitals.
5	Agency/Group/Organization Type	Ogden Weber Community Action Partnership
	What section of the Plan was addressed by Consultation?	Needs Assessment Anti-poverty Strategy
	Briefly describe how the Agency/Group/Organization was consulted. What are the anticipated outcomes of the consultation or areas for improved coordination?	The City and OWCAP work together to improve and expand community outreach efforts and to identify community needs for the ConPlan process and CSBG process.
6	Agency/Group/Organization Type	Weber Housing Authority
	What section of the Plan was addressed by Consultation?	Housing projects and housing needs assessment and Homelessness.
	Briefly describe how the Agency/Group/Organization was consulted. What are the anticipated outcomes of the consultation or areas for improved coordination?	Consultation with WHA to identify potential LMI housing projects, Ogden City housing needs and solutions for Homelessness. The city supports the WHA Point In Time count.
7	Agency/Group/Organization Type	Weber Morgan Local Homeless Coordinating Committee (WMLHCC)
	What section of the Plan was addressed by Consultation?	HOME ARP Allocation Plan, Needs Assessment and Gap Analysis.
	Briefly describe how the Agency/Group/Organization was consulted. What are the anticipated outcomes of the consultation or areas for improved coordination?	WMLHCC consulted regarding the Needs Assessment and Gap Analysis section of this Plan. The Coalition also manages the HMIS system for subrecipients to report accomplishments related to homelessness. Data from HMIS is used to evaluate program performance. WMLHCC is the lead agency for the Utah Balance of State Continuum of Care (CoC), and the CoC was consulted about potential HOME-ARP activities, fund distribution, and collaborations. WMLHCC provided assistance for outreach to all WMLHCC members.
8	Agency/Group/Organization Type	Utah Office of Homeless Services
	What section of the Plan was addressed by Consultation?	HOME ARP Allocation Plan, Needs Assessment and Gap Analysis.
	Briefly describe how the Agency/Group/Organization was consulted. What are the anticipated outcomes of the consultation or areas for improved coordination?	Consulted with Utah Office of Homeless Services for coordination of HOME ARP resources.
9	Agency/Group/Organization Type	Utah Broadband Alliance
	What section of the Plan was addressed by Consultation?	Services – Narrowing Digital Divide Utah State Government

	<p>Briefly describe how the Agency/Group/Organization was consulted. What are the anticipated outcomes of the consultation or areas for improved coordination?</p>	<p>Ogden City worked with the Utah Broadband Alliance to apply for grant funding to narrow the digital divide in Ogden.</p>
--	---	---

Identify any Agency Types not consulted and provide rationale for not consulting.

Efforts were made to consult with as broad range of agencies as possible; no agency types were specifically excluded from the consultation process.

Other local/regional/state/federal planning efforts considered when preparing the Plan

Name of Plan	Lead Organization	How do the goals of your Strategic Plan overlap with the goals of each plan?
Community Assessment & Strategic Plan 2019 (Plan) Weber County Homeless Plan	Weber Morgan County Homeless Coordinating Committee (WCHCC)	The City continues to strategize with WMCHCC. The Plan's goals coordinate with the city's ConPlan goals: Identify the scope of the homeless problem in Weber County, Prioritize service needs, Identify the service gaps, Develop strategies to eliminate gaps in service, Enhance service integration, interagency collaboration and effective service coordination.
Quality Neighborhoods Initiative	Community and Economic Development Department	The Quality Neighborhoods Initiative is the City's plan to stabilize and revitalize Ogden's neighborhoods as "neighborhoods of choice" by establishing a pattern of public investment that catalyzes desirable and appropriate community development. In redeveloping neighborhoods, creating this investment environment involves building on the bright spots that exist within the neighborhood while removing impediments to investment. This plan is a framework of implementation of the ConPlan's housing programs.
Wasatch Choice Regional Vision	Wasatch Front Regional Council	Wasatch Choice envisions transportation investments and inter-related land and economic development decisions that achieve desired local and regional outcomes. The strategic plan selects areas for public improvements that are enhancing areas already in redevelopment or areas that are in need of redevelopment, thereby eliminating duplication of efforts and selecting projects with the greatest local impact.
Community Investment Framework	Ogden City Redevelopment Agency	The ConPlan and Community Investment Framework both identify community needs and target resources to encourage and assist homeowners and private enterprise to invest in Ogden's neighborhoods and to identify and pursue development activities that will support and sustain Ogden as an attractive and vibrant place to live and work.
Involve Ogden General Plan and Community plans	Ogden City Planning	The General Plan and Community Plans create a vision for future development activities. The planning process provides an opportunity for residents and stakeholders to participate in creating a vision for the future and sharing their ideas. ConPlan activities are selected to align with these city plans.
Make Ogden Downtown Master Plan	Ogden Community & Economic Development Department	Make Ogden Downtown Master Plan provides a roadmap for future development and public infrastructure implementation in the downtown core that will foster new development activity and amenities. ConPlan goals provide support to the community and are in line with the overall vision of Make Ogden as a vibrant community.
Utah State HOME American Rescue Plan	Utah State Office of Homeless Services	The City consulted with Utah State Office of Homeless Services to coordinate HOME ARP funding and projects.

AP-12 Citizen Participation – 91.105, 91.200(c)

Summary of citizen participation process/Efforts made to broaden citizen participation Summarize citizen participation process and how it impacted goal-setting.

Ogden City recognizes the importance of citizen participation in the development and execution of Annual Action Plan FY 2023. During the AAP planning process, the City followed its Citizen Participation Plan. The Community and Economic Development Departments (CED) Citizen Advisory Committee (CAC) met on March 16, 2023 to review the AAP and make recommendations to City Council for the adoption of the AAP FY24. The city presented a summary of the Annual Action Plan FY24 proposed funding strategy and proposed programs before the Coalition of Resources (COR), and Ogden City Diversity Commission, and Weber County League of Women Voters. Citizens had the opportunity to provide input to the AAP. During the 30-day public comment period, citizen comments are forwarded to city council, which are considered in goal setting.

April 4, 2023, City Council held an in-person work session with the option for the public to view virtually. A notice describing the AAP FY24, AAP FY24 budget and how to review the AAP FY24 was published in the Standard Examiner on April 8, 2023. City Council held an in-person (and virtual option) Public Hearing May 9, 2023 to review and accept public comments for AAP FY24 by Zoom and Facebook Live with the option for real-time captioning for the hearing impaired and Spanish translation available. Ogden City Council held a public hearing, which provided the option for virtual participation, increasing the opportunity for public participation. Ogden City Council approved the Annual Action Plan May 9, 2023.

- The City Staff attends Coalition of Resources (COR) meetings. COR has over 100 members with representatives from various for-profit, non-profit, mental health and services agencies, assisted housing partners and public agencies that provide services to Ogden residents. Monthly meetings provide an opportunity for service providers to collaborate and coordinate to efficiently use community resources, reaching a wide range of citizens.
- Staff presented AAP information to Ogden Diversity Commission March 8, 2023. The City's Diversity Commission is meant to give a meaningful municipal voice to groups that have been traditionally underrepresented in Ogden — blacks, Latinos, women, members of the LGBTQ community, college students, seniors and several others.
- Staff presented AAP info to the Suazo Center and OgdenCAN Spanish-speaking participants. Live in-person Spanish translator assisted in presenting AAP FY24 information.

Citizen Participation Outreach

Sort Order	Mode of Outreach	Target of Outreach	Summary of response/ attendance	Summary of comments received	Summary of comments not accepted and reasons	URL (If applicable)
1	Community Group	Non-targeted/ broad community	Information booth at event: Make Ogden February 22, 2023	See Appendix A.		
2	Community Group	Minorities	AAP FY24 info presented to Suazo Center Spanish-speaking participants. March 1, 2023	No comments.		
3	Community Group	Residents of Public and Assisted Housing	AAP FY24 info presented to Ogden Housing Authority Resident Advisory Board March 8, 2023	No comments.		
4	Community Group	Minorities	Staff presented information on AAP to Diversity Commission, March 8, 2023.	No comments.		
5	Community Group	Non-targeted/ broad community	Citizen Advisory Committee (CAC) review AAP FY24 March 16, 2023	Presenting info on AAP FY24.		
6	Neighborhood Group	East Central	AAP FY24 info presented to OgdenCAN Spanish speaking participants March 10, 2023	No comments.		
7	Public Meeting	Non-targeted/ broad community	City Council Work Session for AAP FY24, April 4, 2023	Presenting info on AAP FY24.		
8	Community Group	Non-targeted/ broad community	Coalition of Resources (COR) introduced Draft AAP FY24, April 4, 2023	No comments.		
9	Newspaper Ad	Non-targeted/ broad community	Published ad April 8, 2023 in the Standard Examiner announcing 30-day public comment period.			
10	Internet Outreach	Non-targeted/ broad community	Draft AAP FY24 posted online during 30-day public comment period. (April 9 – May 8, 2023)			www.ogdencity.com , http://HUDconplan.ogdencity.com

Sort Order	Mode of Outreach	Target of Outreach	Summary of response/ attendance	Summary of comments received	Summary of comments not accepted and reasons	URL (If applicable)
11	Internet Outreach	Minorities	Posted announcement of 30-day comment period in Spanish at various Spanish-speaking social media sites.			
12	Community Group	Non-targeted/ broad community	Staff presented information on AAP to Utah League of Women Voters, April 10, 2023.			
13	Public Hearing	Non-targeted/ broad community	City Council Public Meeting May 9, 2023	Public Hearing to receive citizen comments on and to adopt AAP FY24.	All City Council members present voted to adopt AAP FY24.	

AP-15 Expected Resources – 91.220(c) (1, 2)

Introduction

Annual Action Plan July 1, 2023 – June 30, 2024 (AAP FY24)

The City of Ogden receives federal funds through the U.S. Department of Housing and Urban Development (HUD) on an annual basis. Allocations of funds for the 4th program year of the Five Year Consolidated Plan (ConPlan) are consistent with ConPlan strategies and goals.

Program	Source of Funds	Uses of Funds	Expected Amount Available Year 4				Expected Amount Available Reminder of ConPlan \$	Narrative Description
			Annual Allocation: \$	Program Income: \$	Prior Year Resources: \$	Total: \$		
CDBG	public - federal	Acquisition, Admin and Planning, Economic Dev, Housing, Public Improvements, Public Services	\$1,016,867	\$1,019,253	\$1,429,368	\$3,465,488	\$2,036,120	Expected amount assumes similar annual EN allocation and similar CDBG PI each year for the remaining years of the ConPlan.
HOME	public - federal	Acquisition, Homebuyer assistance, Homeowner rehab, Multifamily rental new construction, Multifamily rental rehab, New construction for ownership, TBRA	\$399,043	\$422,093	\$1,193,040	\$2,014,176	\$821,136	Expected amount assumes similar annual EN allocation and similar HOME PI each year for the remaining years of the ConPlan.
CDBG-CV	Public - federal	Prepare, prevent, or respond to COVID-19		0	\$585,168	\$585,168	0	CDBG-CV from the CARES Act.

LEVERAGING

The City utilizes several approaches to leveraging CDBG and HOME funds HUD funds. The City has collaborated with Synchrony Bank to leverage private dollars to rehabilitate Ogden's distressed and vacant housing and a private line of credit for construction of new single-family housing units. Target Area Public Improvements projects may include City General Funds for infrastructure development leveraging CDBG funds. In partnership with Utah Non-profit Housing Corporation (UNPHC), the City staff and UNPHC strategize, and the city contributes CHDO funds to provide funding for affordable housing unit rehab or development in Ogden. The Home Exterior Loan Program (HELP) utilizes City General Funds to rehabilitate housing city-wide without income or geographic restrictions. Private and general fund resources leverage Ogden's CDBG and HOME housing projects.

Ogden City is in partnership with the Utah Center of Neighborhood Stabilization (UCNS) to develop Utah Equitable Transit Oriented Development (UETOD) projects in Ogden. The Wasatch Front Regional Council consortium created a (UETOD loan fund to help craft the structure, size, operation and conditions of a TOD funds, that once established would provide incentives for development around public transit stops.

The Mission of the fund is to provide affordable housing, both homeownership and rental, within one half mile of high-capacity transit and/or high frequency transit that meets housing needs for households earning less than 80%, with a priority given to developers targeting 50% or below of area median income (AMI). One UETOD project completed in Ogden and Ogden City is working with UCNS to identify future project sites and funding.

The Special Economic Development Projects Program typically provides CDBG funding to projects that bring in a variety of financial resources to implement large-scale projects in Ogden that create/retain jobs and stimulate the economy. Ogden City's business loan programs provide loans to small and microenterprise businesses in Ogden, which often do not qualify to receive traditional financing. Businesses that do not yet qualify for traditional financing may gain access to capital.

Ogden City has a 100% waiver from HOME Match requirements. When required to contribute HOME Match funds, the City funds projects from local tax revenue generated from redevelopment areas.

If appropriate, describe publicly owned land or property located within the jurisdiction that may be used to address the needs identified in the plan.

Ogden City purchased the following single-family properties and began the substantial work needed to bring the homes up to quality housing standards. These homes are underway at the start of the program year and renovations are expected to be complete by June 30, 2024. These homes will be sold at HUD's required HOME fair market value to Low- to Moderate-Income (LMI) households.

HMSD22-006	1127 23rd
HMSD23-002	833 Kershaw
HMSD23-001	949 24 th Street
HMSD23-003	450 30 th Street
HMSD23-004	2866 Quincy

Discussion

American Rescue Plan Act of 2021 awarded Ogden City \$1,652,923 of HOME Investment Partnerships American Rescue Plan Program (HOME-ARP) grant funds to assist individuals or families who are homeless, at risk of homelessness, fleeing domestic violence, and populations with the greatest risk of housing instability, as well as veterans within any of the qualifying populations. Ogden Housing Authority (OHA) has been awarded a contract to administer, under a subrecipient agreement, Tenant Based Rental Assistance (TBRA) and supportive services to HOME ARP eligible homeless persons. It is anticipated that \$1,626,934 HOME ARP funding will carryover to FY24.

Of the \$769,644 CDBG-CV funds available in FY2023, the City will carryover approximately \$585,168 of CDBG-CV funds to FY2024.

AP-20 Annual Goals and Objectives - 91.420, 91.220(c)(3)&(e)

Goals Summary Information

Sort Order	Goal Name	Start Year	End Year	Category	Geographic Area	Needs Addressed	Funding	Goal Outcome Indicator
1	Improve the quality and increase the supply of decent affordable housing	2024	2024	Affordable Housing	NEIGHBORHOOD REVITALIZATION STRATEGY AREA (NRSA) EAST CENTRAL CITY-WIDE	Improve the quality and increase the supply of decent affordable housing stock	CDBG: \$1,546,242 HOME: \$1,196,887 HOME CHDO: \$197,180	Homeowner Housing Rehabilitated: 11 (5 Emergency Home Repair, 6 Quality Neighborhood (QN) New Home Constructed: 1 new home constructed QN Program
2	Expand homeownership opportunities	2024	2024	Affordable Housing	CITY-WIDE	Expand homeownership opportunities	HOME: \$500,000	Direct Financial Assistance to Homebuyers: 20 Households Assisted
3	Create a suitable living environment	2024	2024	Non-Housing Community Development	NRSA EAST CENTRAL OGDEN CITY-WIDE	Improve Safety and Appearance of Neighborhoods	CDBG: \$327,676	Public Facility or Infrastructure Activities for Low/Moderate Area Benefit (other than housing): 1 project every other year
4	Create greater access to capital	2024	2024	Non-Housing Community Development	NRSA CENTRAL BUSINESS DISTRICT OGDEN CITY-WIDE	Stimulate economic growth	CDBG: \$300,000 CDBG-CV: \$308,174	Businesses assisted: 10 Microenterprise businesses assisted (5 CDBG and 5 CDBG-CV-Business Recovery Fund)
6	Administration	2024	2024		OGDEN CITY-WIDE		CDBG: \$573,294 HOME: \$132,703 CDBG-CV: \$84,618 HOME ARP: \$221,949	Other: 1 Other
5	Stimulate economic Growth	2024	2024	Non-Housing Community Development	NRSA CENTRAL BUSINESS DISTRICT CDBG STRATEGY AREA CITY-WIDE	Job Creation, public service,	CDBG: \$400,000 CDBG-CV: \$337,794	People served: Jobs created/retained: 14 FTE jobs: (8 FTE jobs - Sm Bus Loan Program; 1 FTE jobs Special Econ Dev projects; 5 FTE jobs Business Recovery Fund – CDBG-CV)

Table 3 – Goals Summary

Goal Descriptions

1	Goal Name	Improve the quality and increase the supply of decent, affordable housing stock
	Goal Description	Preservation and restoration of affordable housing through rehabilitation of owner-occupied housing units and construction of new housing units.
2	Goal Name	Expand homeownership opportunities
	Goal Description	Promote homeownership through direct financial assistance to LMI homebuyers.
3	Goal Name	Improve the safety and appearance of neighborhoods
	Goal Description	Enhance neighborhoods to create a suitable living environment. Implement public improvement projects that repair deteriorating and inadequate streets, sidewalks, curbs, etc. and infrastructure to support improved quality of life.
4	Goal Name	Create greater access to capital
	Goal Description	Direct financial support to LMI micro-enterprise business owners providing funding needed to grow businesses; thereby, supporting economic development in the community. CDBG Funding for loans and for Technical Assistance.
5	Goal Name	Stimulate economic growth
	Goal Description	Support the expansion of city's economic base by developing underutilized properties, job creation or retention, providing direct financial assistance to businesses, and/or removing blight activities, business counseling, and assisting businesses to prepare for, prevent or respond to COVID-19.
6	Goal Name	Administration
	Goal Description	Administration of CDBG, CDBG-CV, HOME ARP, and HOME activities.

Table 4 – Goal Descriptions

Estimate the number of extremely low-income, low-income, and moderate-income families to whom the jurisdiction will provide affordable housing as defined by HOME 91.215(b):
HOME

Amendment #1 - Projected total assisted: 57

The Quality Neighborhoods Program will use CDBG and/or HOME funds for the acquisition and **rehabilitation of 6 existing housing units and 1 housing unit new construction**. Emergency Home Repair Loan program will assist **5 Low-Moderate Income homeowners** with funds to address an emergency home repair. For all HOME funds used to develop new or rehabilitate housing units, all HOME Funded housing units will be sold to LMI households. The City will comply with the Federal Fair Housing Act and Section 504 of the Rehabilitation Act of 1973. In addition, the City will utilize \$250,000 HOME to provide down payment assistance to **45 LMI households** to purchase an affordable housing unit in Ogden.

AAP FY24 - Projected total assisted: 32

The Quality Neighborhoods Program will use CDBG and/or HOME funds for the acquisition and **rehabilitation of 6 existing housing units and 1 housing unit new construction**. Emergency Home Repair Loan program will assist **5 Low-Moderate Income homeowners** with funds to address an emergency home repair. For all HOME funds used to develop new or rehabilitate housing units, all HOME Funded housing units will be sold to LMI households. The City will comply with the Federal Fair Housing Act and Section 504 of the Rehabilitation Act of 1973. In addition, the City will utilize \$250,000 HOME to provide down payment assistance to **20 LMI households** to purchase an affordable housing unit in Ogden.

AP-35 Projects – 91.220(d)

Introduction

The City's allocation strategy is based on priorities contained in the ConPlan, approved by the City Council and HUD in 2020. These priorities are summarized in each ConPlan section (Housing, Homelessness, Anti-Poverty Strategy, Community Development, etc.). Community characteristics and needs are assessed to determine the most effective uses for HUD entitlement funding. In accordance with statutory regulations, over 70% of the City's CDBG activities will assist very-low to moderate-income persons. Up to 30% may fund activities that address an urgent need as a result of COVID-19 pandemic. In allocating funds, the CED strives to balance several fiscal strategies: ●Availability of CDBG and HOME funds. ●Public input and recommendations. ●Overall City Administration and City Council goals and priorities. ●Given limited resources, maintain levels of performance to programs that continue to perform well and serve the community. ●Viability of the project. ●Additional available resources. CDBG funds AAP FY24 are targeted to meet the needs of very-low-income to moderate-income residents. CDBG-CV are to assist businesses mitigate the impact of COVID-19. HOME funds can only be used to address eligible LMI housing activities, including down payment assistance, single-family housing rehabilitation, and new housing construction projects. HOME ARP funding is limited to fund activities that provide homelessness assistance and supportive services through several HOME-ARP defined eligible activities.

#	Project Name
1	Emergency Home Repair
2	Microenterprise Loan Program
3	Own In Ogden
4	Quality Neighborhoods
5	Small Business Loan Program Jobs
6	Special Economic Development Projects
7	Target Area Public Improvements
8	Administration – CDBG
9	CV-Administration – CDBG-CV
10	Administration – HOME
11	CV-Business Recovery Fund - jobs
12	CV-Business Recovery Fund - microenterprise

Table 5 – Project Information

Describe the reasons for allocation priorities and any obstacles to addressing underserved needs

The allocation of funding for the AAP FY24 projects has been determined based on overall priority needs identified in the ConPlan process. Analysis of data, consultation with stakeholders, public input, and study of Ogden's Strategic Plan and Housing Market Study contributed to establishing these priority needs. Other considerations in determining funding allocation included the ability to leverage additional funding sources with HUD funds and the availability and readiness of upcoming activities to ensure timeliness thresholds are met.

The city's HOME and CDBG funds are geographically targeted to preserve and provide affordable and quality housing stock in the Neighborhood Revitalization Strategy Area (NRSA). HOME and CDBG funds are used to rehabilitate distressed homes citywide, with priority targeting within the NRSA. By targeting new housing development and housing rehabilitation efforts within NRSA census tracts, the city is improving housing and increasing mixed-income housing options. The Emergency Home Repair loan program, funded through CDBG, provides loans to low-income persons who cannot afford health/safety housing renovations. Applicants are selected for this program based on income eligibility. The Emergency Home Repair Program provides loans to qualified homeowners city-wide and is not geographic specific.

The City's economic development CDBG funds are targeted for the development of the Central Business District, NRSA, airport, major corridors, Trackline EDA, and Business Depot of Ogden and businesses in key industries. The goal for new business and economic development activities will be to create household sustaining incomes for Ogden City residents while furthering the growth and fiscal health of the City. Jobs created/retained within the NRSA are presumed to benefit low-mod income persons. CDBG for economic development can be used city-wide to address needs as they arise in developing, stagnant or troubled areas of the city.

Some of the obstacles contributing to these underserved needs are:

- Lack of funding to meet the housing needs of very low-income households.
- Increased costs of construction
- Diminishing supply of land for development
- Challenges of redevelopment (land assembly, costs, adequate developers)
- Private, non-profit and government inability to keep up with growth of population in need
- Competing demands for public services
- High unemployment

AP-38 Projects Summary

Table 6 – Project Summary

1	Project Name	Emergency Home Repair
	Target Area	OGDEN CITY-WIDE
	Goals Supported	Improve the quality and increase the supply of decent, affordable housing stock
	Needs Addressed	Improve the quality of housing stock
	Funding	CDBG: \$40,000
	Description	The Emergency Home Repair Program improves the quality of housing units and extends the life of the properties while contributing to overall improvement of the neighborhoods. The emergency assistance alleviates threatening conditions that could force the owner occupants into homelessness.
	Target Date	June 30, 2024
	Estimate the number and type of families that will benefit from the proposed activities	5 low-income households will receive funding to address emergency home repairs.
	Location Description	City-wide
	Planned Activities	The Program loans CDBG funds to very low-income households to perform emergency repairs, such as replacing a broken water heater, furnace, or sewer line.
2	Project Name	Microenterprise Loan Program
	Target Area	NEIGHBORHOOD REVITALIZATION STRATEGY AREA (NRSA) CENTRAL BUSINESS DISTRICT CITY-WIDE TRACKLINE EDA MAIN CORRIDORS
	Goals Supported	Create Greater Access to Capital
	Needs Addressed	Create Greater Access to Capital
	Funding	CDBG \$300,000
	Description	Support LMI microenterprise owners which are businesses having 5 or fewer employees, at least one of which is the owner, by providing financial assistance. The goal of the program is to be the conduit for access to capital and entrepreneurial success.
	Target Date	June 30, 2024
	Estimate the number and type of families that will benefit from the proposed activities	Ten LMI microenterprise business owners to receive funding.
	Location Description	City-wide
	Planned Activities	Loans and/or funding for technical assistance to LMI Microenterprise business owners to stabilize, start-up or expand a business in Ogden.
3	Project Name	Own In Ogden
	Target Area	CITY-WIDE
	Goals Supported	Expand homeownership opportunities
	Needs Addressed	Expand homeownership opportunities
	Funding	\$500,000 HOME

	Description	Provides down payment assistance to LMI households. The goal is to support neighborhood revitalization through increasing homeownership in Ogden.
	Target Date	June 30, 2024
	Estimate the number and type of families that will benefit from the proposed activities	Forty-Five LMI households to receive direct financial assistance in the form of a down payment assistance loan.
	Location Description	CITY-WIDE
	Planned Activities	HOME-funded down payment assistance loans to LMI families to purchase a home in Ogden City.
4	Project Name	Quality Neighborhoods
	Target Area	NEIGHBORHOOD REVITALIZATION STRATEGY AREA (NRSA) CITY-WIDE
	Goals Supported	Improve the quality and Increase the supply of decent, affordable housing stock
	Needs Addressed	Improve the quality and increase the supply of decent, affordable housing stock
	Funding	CDBG: \$1,506,242 HOME: \$1,196,887 HOME CHDO: \$ 197,180
	Description	The Quality Neighborhoods Program is defined to be flexible to target resources to address the specific needs of block groups within the NRSA but may extend outside the NRSA. The Program includes Homestead projects to undertake the substantial rehab needed to bring homes to housing and quality standards, including purchase dilapidated housing units to rehabilitate and at least 51% are sold to LMI households. Up to 49% of Quality Neighborhoods housing projects may be sold to households at or above 80% AMI. In addition, the City may purchase vacant lots to construct new housing or purchase deteriorated homes and demolish and construct new housing units.
	Target Date	June 30, 2024
	Estimate the number and type of families that will benefit from the proposed activities	Six LMI households will benefit from Quality Neighborhoods Program, as they purchase renovated homes in Ogden and one household will benefit from the purchase of one newly constructed housing unit .
	Location Description	NRSA, CITY-WIDE
	Planned Activities	The Quality Neighborhoods Program has a goal to complete the purchase and rehabilitate of five single-family housing units and construction and one of two new single family homes, at least 51% are sold to LMI households and up to 49% may be sold to households at or above 80% AMI. during the fiscal year; scatter site locations may build one new home available to above or below 80% AMI.
5	Project Name	Small Business Loan Program - Jobs
	Target Area	NEIGHBORHOOD REVITALIZATION STRATEGY AREA (NRSA) CENTRAL BUSINESS DISTRICT OGDEN CITY-WIDE TRACKLINE EDA MAIN Corridors
	Goals Supported	Stimulate Economic Growth
	Needs Addressed	Stimulate Economic Growth
	Funding	CDBG: \$400,000

	Description	Direct financial assistance to for-profit businesses to create / retain permanent Full-Time Equivalent (FTE) jobs in Ogden's NRSA or targeted areas city-wide, providing working capital to businesses. This program helps reduce unemployment, increases Ogden's economic base, attracts economic growth and promotes business survival during the pandemic and pandemic recovery.
	Target Date	June 30, 2024
	Estimate the number and type of families that will benefit from the proposed activities	8 full-time equivalent jobs available to LMI persons.
	Location Description	NRSA, CITY-WIDE
	Planned Activities	Loaning funds to businesses that will create /retain jobs.
6	Project Name	Special Economic Development Projects
	Target Area	NEIGHBORHOOD REVITALIZATION STRATEGY AREA (NRSA) CENTRAL BUSINESS DISTRICT OGDEN CITY-WIDE TRACKLINE EDA MAIN Corridors
	Goals Supported	Stimulate Economic Growth
	Needs Addressed	Stimulate Economic Growth
	Funding	CDBG: \$100,000
	Description	Direct financial assistance to for-profit businesses to create / retain permanent jobs in Ogden's NRSA or targeted areas city-wide, providing working capital to businesses or direct financial assistance to a LMI microenterprise owner to stabilize and expand in Ogden. This program helps reduce unemployment, increases Ogden's economic base, attracts economic growth and promotes business survival during the pandemic and pandemic recovery.
	Target Date	June 30, 2024
	Estimate the number and type of families that will benefit from the proposed activities	1 full-time equivalent jobs available to LMI persons; 1 LMI Microenterprise.
	Location Description	NRSA, CITY-WIDE
	Planned Activities	Loaning funds to businesses that will create /retain jobs or assistance to LMI microenterprise business owner.
7	Project Name	Target Area Public Improvements
	Target Area	NEIGHBORHOOD REVITALIZATION STRATEGY AREA (NRSA) CDBG STRATEGY AREA
	Goals Supported	Improve the safety and appearance of neighborhoods
	Needs Addressed	Create a suitable living environment
	Funding	CDBG: \$500,000
	Description	Enhance neighborhoods to create a suitable living environment by providing street, sidewalk, curbs, and/or tree improvements.
	Target Date	June 30, 2024

	Estimate the number and type of families that will benefit from the proposed activities	4,705 people - all Census Tract block group residents will benefit from targeted public improvements, such as streets, curbs, lighting, trees, driveways and/or sidewalks, etc. The goal is to complete one project every other year that helps people in an LMI area with improved streets, trees, curbs, lighting, driveways and/or sidewalks, etc.
	Location Description	CDBG Strategy Area. NRSA Census Tracts 2009, 2008, 2011, 2012, 2013 and 2018 may receive first priority.
	Planned Activities	Sidewalk repair/replacement, and may include street improvements, trees, driveways, lighting, etc. for Census Tracts 2008, 2009, 2013.01 and 2013.02.
8	Project Name	Administration - CDBG
	Target Area	OGDEN CITY-WIDE
	Goals Supported	Administration
	Needs Addressed	Administration
	Funding	CDBG: \$407,224
	Description	CDBG Administration budget is determined by 20% of Entitlement and 20% of CDBG program income received. Administration costs are Business and Community Development Divisions' personnel and overhead costs.
	Target Date	June 30, 2024
	Location Description	OGDEN CITY-WIDE
	Planned Activities	Administration of CDBG Grant
9	Project Name	CV Administration – CDBG-CV
	Target Area	OGDEN CITY-WIDE
	Goals Supported	Administration
	Needs Addressed	Administration
	Funding	CDBG: \$84,421
	Description	CDBG-CV Administration budget is determined by 20% of CDBG-CV Entitlement. Administration costs are personnel and overhead costs to administer CDBG-CV grant.
	Target Date	June 30, 2024
	Location Description	OGDEN CITY-WIDE
	Planned Activities	Administration of CDBG-CV Grant
10	Project Name	Administration - HOME
	Target Area	OGDEN CITY-WIDE
	Goals Supported	Administration
	Needs Addressed	Administration
	Funding	HOME \$82,114
	Description	HOME Administration budget is determined by 10% of Entitlement and 10% of HOME program income received. Administration costs are Business and Community Development Divisions' personnel and overhead costs.
	Target Date	June 30, 2024
	Location Description	OGDEN CITY-WIDE
	Planned Activities	Administration of HOME Grant
11	Project Name	CV-Business Recovery Fund (BRF) - Micro
	Target Area	OGDEN CITY-WIDE
	Goals Supported	Job creation/retention; Urgent Need
	Needs Addressed	Stimulate Economic Growth
	Funding	CDBG-CV: \$158,197

	Description	BRF is to assist businesses negatively impacted by COVID-19 pandemic. Assistance will provide funding for job creation / retention, assistance to LMI microenterprise business owners and assistance to businesses in Urgent Need. The program is designed to be flexible to meet the needs of local businesses negatively impacted by the COVID-19 pandemic.
	Target Date	June 30, 2024
	Estimate the number and type of families that will benefit from the proposed activities	5 LMI Microenterprise business owners assisted with funding.
	Location Description	NRSA, CITY-WIDE
	Planned Activities	Projects provide direct financial assistance to five for-profit businesses and includes loans to local businesses negatively impacted by COVID-19 pandemic.
12	Project Name	CV-Business Recovery Fund (BRF) - Jobs
	Target Area	OGDEN CITY-WIDE
	Goals Supported	Job creation/retention
	Needs Addressed	Stimulate Economic Growth
	Funding	CDBG-CV: \$342,550
	Description	BRF is to assist businesses negatively impacted by COVID-19 pandemic. Assistance will provide funding for job creation / retention, assistance. The program is designed to meet the needs of local businesses negatively impacted by the COVID-19 pandemic.
	Target Date	June 30, 2024
	Estimate the number and type of families that will benefit from the proposed activities	8 Full-Time Equivalent Jobs retained, or jobs created and made available to Low-to Moderate-Income (LMI) persons.
	Location Description	NRSA, CITY-WIDE
	Planned Activities	Projects provide direct financial assistance to for-profit businesses and include loans to local businesses negatively impacted by COVID-19 pandemic.

AP-50 Geographic Distribution – 91.220(f)

Description of the geographic areas of the entitlement (including areas of low-income and minority concentration) where assistance will be directed.

Quality Neighborhoods projects and CHDO projects, which include housing rehabilitation and new construction are targeted to the NRSA or to East Central neighborhood inside the NRSA but may be city-wide. **The Own In Ogden** down payment assistance program is available city-wide on a first-come, first-served basis, to assist LMI households in purchasing a home. The **Emergency Home Repair Program** is available city-wide to eligible low-income homeowners at or below 50% Area Median Income (AMI) on a first-come, first-served basis. The Own In Ogden Program and Emergency Home Repair program benefits individual households and are not targeted to specific areas, but instead are provided on the basis of household income and need. In addition, financial assistance to Utah Non-Profit Housing Corporation, a certified **CHDO**, is generally available city-wide with targeting to affordable housing projects within the NRSA. The City targets resources to the NRSA. The City has identified neighborhood census tracts that have 51% or more residents who are Low- to Moderate-Income (LMI). These census tracts are referred to as CDBG Strategy Area and overlaps the NRSA census tracts but extends beyond the NRSA to other LMI neighborhoods. **Target Area Public Improvement Projects** (i.e., street improvements, trees, lighting and sidewalks improvements, etc.) are targeted to specific locations within the CDBG Strategy Area which are deemed by City Council, City staff and/or from public input to be most in need of revitalization or public investment while addressing the City's strategies and goals.

Business Development provides several CDBG and CDBG-CV funded loan programs that are available city-wide with targeting to businesses in key industries and/or businesses located in the Central Business District, NRSA, airport, major corridors, Trackline EDA and the Business Depot of Ogden.

Accordingly, resources available in this Annual Action Plan will be geographically targeted, whenever possible, to benefit as many low- and moderate-income residents as possible.

Geographic Distribution

Target Area	Percentage of Funds
NEIGHBORHOOD REVITALIZATION STRATEGY AREA (NRSA)	69%
CDBG STRATEGY AREA	13%
OGDEN CITY-WIDE	18%

Table 7 - Geographic Distribution

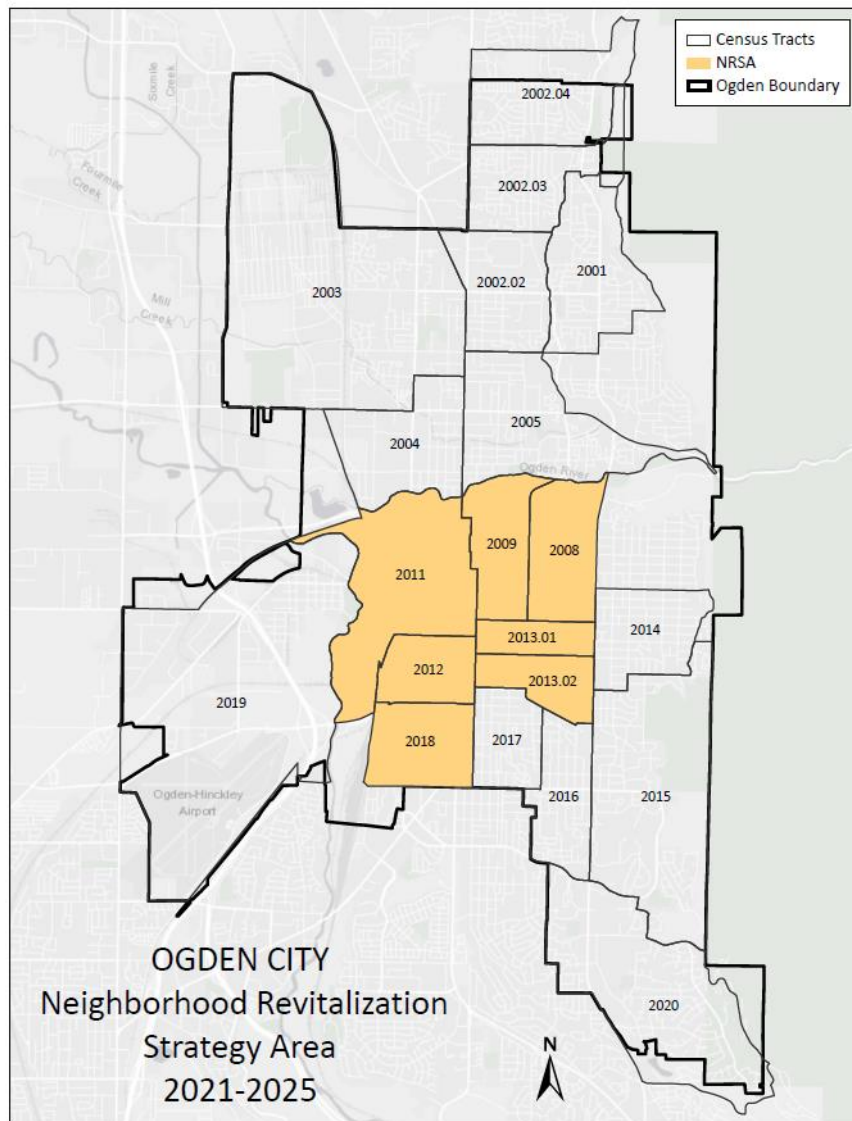
Rationale for the priorities for allocating investments geographically

The City encourages development of affordable housing in areas of the city that will benefit residents and not perpetuate concentration, exclusion or segregation. In order to generate the greatest impact from declining entitlement funds, the City will focus efforts in the NRSA.

The City has identified areas of the city that are eligible for resource allocation under the Community Development Block Grant (CDBG) and HOME programs on an area basis. The allocations of funds to the

CDBG Target Area is designed to support actionable, high-impact infrastructure, housing and other development projects that build on Ogden's downtown employment centers and when possible have additional funding committed from other resources. Targeting and leveraging entitlement funding represents the best opportunity to accomplish the city's community development goals. By concentrating investments in these target locations, the city can achieve its intended results in the most efficient and timely manner possible.

The NRSA Plan is designed to use CDBG funds in activities that are intended to build market confidence in neighborhoods by stabilizing housing stock and public improvements that enhance neighborhoods, increasing homeownership rates, job creation and retention, growing small businesses, and creating greater access to capital for LMI microenterprise business owners. The NRSA provides greater flexibility that allows the City to serve a broader base of residents and businesses than would otherwise be eligible.



AP-55 Affordable Housing – 91.220(g)

Introduction

The City utilizes a combination of strategies and funding sources to address the affordable housing needs in the community. These efforts include the implementation of the Quality Neighborhoods (QN) Program to purchase homes, rehabilitate and then sell them to LMI households and includes acquisition for building new housing units. The Emergency Home Repair Program also improves the safety of affordable housing units that experience an emergency. The city funds Infill housing projects to increase the supply of quality affordable housing units. The city may partner with a Community Housing Development Organization (CHDO) to renovate or build affordable single-family housing units or rental housing units. In addition, the Own In Ogden, down payment assistance program provides LMI households the funds needed to help purchase a home in Ogden and homebuyers must live in the HOME assisted unit as their primary residence. The City is committed to improving the quality of affordable housing units in Ogden and to assisting LMI households meet their housing needs. Seventy-one percent of the CDBG, HOME and HOME-ARP funds are budgeted to housing benefit.

With the use of CDBG and HOME and/or a combination of these funding sources, it is anticipated that **32** households will receive assistance thru the availability of renovated affordable housing units, construction of new housing units or assistance in the purchase of homes: **11 housing units rehabilitated** (6 Quality Neighborhood and 5 Emergency Home Repair); **1 new housing unit constructed** (Quality Neighborhoods program) this program year; and **acquisition of 20 housing units** (20 Own In Ogden down payment assistance loans to LMI homebuyers).

One Year Goals for the Number of Households to be Supported	
Homeless	
Non-Homeless	32
Special-Needs	
Total	32

Table 8 - One Year Goals for Affordable Housing by Support Requirement

One Year Goals for the Number of Households Supported Through	
Rental Assistance	
The Production of New Units	1
Rehab of Existing Units	11
Acquisition of Existing Units	20
Total	32

Table 9 - One Year Goals for Affordable Housing by Support Type

Discussion

AP-60 Public Housing – 91.220(h)

Introduction

The Ogden Housing Authority (OHA) continues to play a major role in providing public housing within Ogden City. The OHA administers several affordable housing programs to include 200 public housing units at six scattered sites and administers 986 Housing Choice Vouchers, 111 HUD-VASH Vouchers, 25 Shelter Plus Care Vouchers, 140 Mainstream Vouchers and funding for 6 HOPWA clients. In addition, OHA administers 30 Moderate Rehabilitation units owned by private owners. Although the OHA strives for 100% utilization there are challenges in administering affordable housing programs as there is a huge demand for affordable rental within Ogden City to include an increased need in HUD's budget authority. These challenges create a shortfall of affordable housing and housing choice. While the OHA served over 1,800 families during the period January 1, 2022 thru December 31, 2022 which includes over 1,200 children, there continues to be a need for the services offered by the housing authority. There are approximately 2,500 families on the waiting list.

Actions planned during the next year to address the needs to public housing

To meet this need OHA will continue to utilize funding received from HUD to serve the housing needs of families that apply for rental assistance. OHA understands that utilizing 100% of the funding for the programs will have a positive impact on families waiting to be served. In addition, the housing authority continues to seek other funding opportunities or opportunities to partner with other agencies to meet the housing needs in Ogden City.

In an effort to meet the needs of affordable housing OHA will continue to work towards the following strategies:

- If available, seek additional funding for the Section 8 Housing Choice Voucher program to ensure families have the ability to find decent, safe, and affordable rental housing. The OHA was successful in obtaining 67 vouchers. Of these are 29 Emergency Housing Vouchers that, unfortunately, will not be funded after September 30, 2023 if tenants terminate from the program.
- Ensure Housing Choice Voucher units are properly utilized, to include funding, to maximize the number of families served. The OHA has maximized the payment standard to 110% of the FMR to include obtaining waivers for an increase above the payment standard and a shorter timeframe to make the payment standard effective.
- Ensure Public Housing units are utilized with little down time to serve families on the waiting list. The OHA has employed effective maintenance and management policies to minimize the number of public housing units off-line and vacancy turnaround time. This include contract paint and unit cleans.
- Ensure the waiting list is properly maintained and utilized to meet the housing needs for applicants. The OHA meets with staff more often now than before to make sure those that are updating for housing are getting paper work submitted timely and directed to housing opportunities.
- Undertake measures to ensure access to affordable housing among families assisted by the OHA, regardless of unit size required. The OHA reaches out to landlords in the community for available units and maintains a list for families seeking affordable housing.

- Maintain or increase section 8 lease-up rates by marketing the program to owners, particularly those outside of areas of minority and poverty concentration.
- Maintain or increase section 8 lease-up rates by effectively screening Section 8 applicants to increase owner acceptance of program. The OHA screens all applicants prior to issuing a voucher except for programs that do not require such screening.
- Participate in the Consolidated Plan development process to ensure coordination with broader community strategies.

Increase the number of affordable housing units by:

- Apply for additional Housing Choice Vouchers and other funding as available.
- Leverage affordable housing resources in the community through the creation of mixed finance housing.
- Pursue available housing resources other than public housing or Section 8 tenant-based assistance. Seek opportunities for tax credits to construct new or rehabilitate existing housing. The OHA is currently working to develop a 56 unit apartment complex to serve homeless individuals.

Target available assistance to Families with Disabilities:

- Carry out modifications needed in public housing as funding allows.
- Apply for special-purpose vouchers targeted to families with disabilities, should they become available. This includes Mainstream Vouchers.
- Affirmatively market to local agencies that assist families with disabilities.

Actions to encourage public housing residents to become more involved in management and participate in homeownership.

The Housing Authority has a Resident Advisory Board (RAB) that meets regularly. The RAB is comprised of clients/tenants served by the agency. The purpose of a RAB is to act in an advisory capacity to the OHA's annual plan and encouraged to express/voice the concerns of the tenants and to make suggestions to management. In addition to the RAB, the OHA has one Board of Commissioner seat designated for a tenant/client served by the agency.

OHA continues to reach out to those served by making educational and informative classes available through other agencies. These classes are related to computers, financing, housekeeping, GED, etc. Ogden City forwards City job announcements to the OHA for posting at OHA's community boards. As opportunities arise for employment and homeownership opportunities the OHA would direct residents to these resources. Although the OHA does not mandate any of the above, efforts are made to encourage and promote self-sufficiency, which hopefully can lead to home ownership.

In partnership with Ogden City, the OHA displays draft Consolidated Plan documents at the OHA offices. City staff meets with the RAB, providing residents an opportunity to participate in the Consolidated Plan process.

If the PHA is designated as troubled, describe the manner in which financial assistance will be provided or other assistance.

The Ogden Housing Authority is not designated as troubled.

Discussion

AP-65 Homeless and Other Special Needs Activities – 91.220(i)

Introduction

The City of Ogden does not apply for or receive Emergency Shelter Grant (ESG). ESG funds are administered by The Lantern House in Ogden. ESG is one of the sources used to address the needs of homeless persons and persons with special needs in Ogden. ESG funding is used to implement strategies to prevent homelessness, encourage individuals living on the streets to move to housing and provide services to those living in emergency shelters with the goal of successful permanent housing placements.

In September 2021, Ogden City was awarded from the U.S. Department of Housing and Urban Development (HUD) \$1,652,923 HOME Investment Partnerships Grant – American Recovery Plan (HOME ARP) grant funds to benefit qualifying populations with four eligible activities: (1) Tenant Based Rental Assistance (2) development and support of affordable housing (3) provisions of supportive services; and (4) acquisition and development of non-congregate shelter (NCS) units. The City adopted a HOME ARP Allocation Plan in Amendment #3 to AAP FY22. Ogden Housing Authority (OHA), was selected as the City's HOME ARP subrecipient, selected from a Request from Proposals process. OHA will engage approximately 15 HOME ARP-qualified-population homeless individuals to assess their need and provide Tenant Based Rental Assistance (TBRA) and supportive services in the program year. The City will continue implementation of the HOME ARP Allocation Plan through OHA until resources are exhausted to help house or keep housed families or individuals through eligible activities.

Describe the jurisdictions one-year goals and actions for reducing and ending homelessness including reaching out to homeless persons (especially unsheltered persons) and assessing their individual needs

During and after the housing crisis caused by the COVID-19 pandemic, HOME-ARP qualifying populations in Ogden need support to improve their resilience. These vulnerable families and individuals experience compounded obstacles, including housing cost burden or living in poor housing conditions. The City will provide rental assistance and supportive services in order to stabilize homeless and at risk populations through Ogden Housing Authority as a subrecipient/ contractor. The HOME ARP Allocation can be viewed at: <http://HUDconplan.ogdencity.com>. It is anticipated that 15 persons will be assisted with HOME ARP TBRA and Supportive Services in FY24.

Ogden's Homeless Advocate canvases the Ogden area on a regular basis in search of individuals who are experiencing literal homelessness and are not yet linked with homeless services. This program connects homeless individuals with homeless-to-housing case managers to help provide education about shelters and resources, and housing assistance. As an outreach program, there is no application for this program and it is funded by non-federal funding. Ogden City Police have implemented a Code Blue Program. When temperatures reach below freezing temperatures, police officers and Ogden City Police Department's homeless advocates scan the area in search of homeless person to guide them to shelters before the storm. Ogden's Homeless Advocates have a trauma-informed approach; they create case-management plans for each individual, helping them get IDs, find housing and navigate the legal system.

The City continues its participation in and support of the Weber County Homeless Coordinating Council's (WCHCC) efforts to end homelessness and Weber County Homeless Charitable Trust (WCHCT) efforts to support homeless providers and homelessness prevention service providers. The City of Ogden works in coordination with the WCHCC, which is the lead agency reporting to the Utah Balance of State (UBOS) Local Coordinating Council.

The City participates in the Continuum of Care (CoC) process regarding Utah's anticipated Emergency Shelter Grant (ESG) Funds for the year, which is obtained competitively through the Utah Department of Community and Economy Development. In addition, the City coordinates efforts with the Lantern House, which receives ESG funds. The Weber Housing Authority conducts point in time counts for the WCHCC. The point in time counts allows participant agencies to assess the level of homelessness needs in the community, as well as provide referral services and resources to homeless persons.

The City has allocated substantial resources to create jobs through economic development activities. Insufficient incomes have been identified by the city, county and state as a main contributing factor to homelessness. The City's NRSA Plan, Ogden City's Strategic Plan, East Central Housing Needs Assessment and AI, as well as stakeholder input support job creation in Ogden for the goal of increasing incomes for Ogden residents. The city has committed considerable resources (both federal and non-federal resources) to addressing one of the most overwhelming obstacles in homelessness prevention, insufficient incomes.

The City participates in the Weber County Homeless Charitable Trust (WCHCT) to provide funding to non-profit homeless providers (described in priority objective 4.1 in the ConPlan). The Weber County Homeless Charitable Trust is an independent organization whose sole purpose and mission is to provide funding to non-profit homeless prevention and services providers. Ogden City supports the WCHCT and the Community Development Manager serves on the Trust's Board of Directors.

Addressing the emergency shelter and transitional housing needs of homeless persons

The Lantern House is the emergency shelter for Northern Utah. The new facility was completed in 2015, which expanded services from their outdated facility. The Lantern House can now provide shelter to households without splitting up families with older children and male head of household. The new facility allows the shelter to accommodate the increase in the homeless population in Weber County.

WCHCC is developing a coordinated access system to assess the status of housing and support services. The WCHCC provides services to connect individuals to resources that assist individuals and families to move from homelessness to qualifying for low-income housing with the ultimate goal for some, of achieving homeownership. Prevention programs offer support prior to the loss of housing such as rental and utility payment assistance for low-income families. Discharge plans ensure housing connections are made for individuals leaving institutions, such as jails, hospitals, and substance treatment facilities. For those currently in shelter, treatment of homelessness takes the form of rapid re-housing or placement into housing with concurrent supportive services.

The Veterans Affairs Supportive Housing (VASH) program targets the needs of homeless veterans and their families and provides housing resources and case management with support services. Your Community Connection is a community-based, volunteer driven non-profit organization serving the Northern Utah community since 1945. Its mission is "to provide services to support and enhance the quality of life for all women, children and families". YCC's programs focus on providing at-risk individuals and families with opportunities and education to achieve goals of affordable housing, homeownership, and self-sufficiency. The YCC has received McKinney-Vento Homeless Assistance Act grant funds. These shelter and transitional programs address the needs of specific populations such as chronically homeless persons, families, persons with severe substance abuse histories or those suffering from dual or multiple co-occurring disorders.

Helping homeless persons (especially chronically homeless individuals and families, families with children, veterans and their families, and unaccompanied youth) make the transition to permanent housing and independent living, including shortening the period of time that individuals and families experience homelessness, facilitating access for homeless individuals and families to affordable housing units, and preventing individuals and families who were recently homeless from becoming homeless again

Shelter Plus Care

Shelter Plus Care is a program designed to provide housing and supportive services to chronically homeless individuals with disabilities. Ogden Housing Authority and Weber Housing Authority provide housing vouchers along with supportive services to be provided by Weber Human Services, Lantern House and Utah Division of Workforce Services.

Program Goals:

- Increase housing stability
- Increase skills and/or income
- Increase access to needed supportive services
- Reduce recidivism

The OHAs Shelter Plus Care program works in partnership with local non-profit agencies to coordinate efforts for chronically homeless individuals. Under this partnership agreement, Lantern House, and Weber Human Services refer those meeting the definition of chronically homeless to the OHA. The OHA, if a Shelter Plus Care voucher is available, provides the housing assistance. The partners provide the appropriate services and case management support that provides the opportunity needed to transition to permanent housing and self-sufficiency. The OHA has applied for funding to continue the Shelter Plus Program for an additional year.

Helping low-income individuals and families avoid becoming homeless, especially extremely low-income individuals and families and those who are: being discharged from publicly funded institutions and systems of care (such as health care facilities, mental health facilities, foster care and other youth facilities, and corrections programs and institutions); or, receiving assistance from public or private agencies that address housing, health, social services, employment, education, or youth needs.

The City's ConPlan goals contribute to helping homeless persons make the transition to permanent housing and independent living by funding economic development initiatives that create jobs in Ogden and by expanding affordable housing options to these populations. The City funds services, such as homeless street outreach and homeless court at the Lantern House, using non-federal funds.

Ogden's Homeless Advocates have a trauma-informed approach; they create case-management plans for each individual, helping them get IDs, find housing and navigate the legal system.

Discussion

The City did not apply and does not receive Emergency Shelter Grant (ESG) or HOPWA funding.

One year goals for the number of households to be provided housing through the use of HOPWA for:	
Short-term rent, mortgage, and utility assistance to prevent homelessness of the individual or family	NA
Tenant-based rental assistance	NA
Units provided in housing facilities (transitional or permanent) that are being developed, leased, or operated	NA
Units provided in transitional short-term housing facilities developed, leased, or operated with HOPWA funds	NA
Total	

AP-75 Barriers to affordable housing – 91.220(j)

Introduction

There are a number of barriers to affordable housing that can only be partially controlled at the local government level. These include availability of sites, construction costs and banking / credit practices. Construction costs are influenced by economic conditions in the entire Northern Utah region. Banking practices are determined largely by institutional practices and federal regulations. The City has developed partnerships with local lending agencies to increase low- and moderate-income lending opportunities.

Zoning and building and safety regulations can create barriers to affordable housing. To avoid barriers, the City has an on-going practice of updating its zoning code. The City has a zoning ordinance in place which opens up opportunities for different housing types. Specifically, it promotes attached housing, very small lots for single family homes, apartment development and units above commercial space. The City also conforms to standards set by the International Building Code (IBC), which is utilized through the State of Utah and the enforcement of IBC regulations does not create unique restraints on construction or rehabilitation in Ogden.

Actions it planned to remove or ameliorate the negative effects of public policies that serve as barriers to affordable housing such as land use controls, tax policies affecting land, zoning ordinances, building codes, fees and charges, growth limitations, and policies affecting the return on residential investment.

Per Utah Code, Ogden City has adopted a Moderate Income Housing Implementation Plan. The Plan describes specific strategies that the city will implement to meet the needs of people of various income levels living, working and desiring to live or work in the community. Ogden City does not have impact fees for accessory dwellings. Annually, the city will report on the existing housing supply to determine if there is an adequate supply of quality moderate income housing. The report will include an inventory of approved accessory dwellings units each year and track the number of cottage lots that are subdivided from existing single-family lots in the East Central Community within two blocks of the new Bus Rapid Transit (BRT) route.

As part of the Make Ogden Downtown Plan implementation ordinance, the city has adopted objective standards to encourage residential development with no maximum densities in downtown. Ogden's Downtown Area allows residential uses in all downtown zones. Ogden will encourage the development of an estimated 7,700 new housing units over a period of thirty years based on the Downtown Master Plan. This area is supported by FrontRunner, BRT and Bus Service that will support high density and moderate-income housing. Housing units will be tracked annually within the Downtown Master Plan Area. As part of the Make Ogden Downtown Plan implementation ordinance, the city will further reduce parking requirements for residential developments in downtown zones and consider implementing a phased paid parking system in the Downtown Area that will encourage higher parking turnover and reduce the need for additional parking in the area. Parking reductions for residential uses and elimination of parking for non-residential uses will significantly reduce the cost of development.

- In November 2022, the Ogden City Council adopted an amendment to the East Central Community Plan and the zoning ordinance allowing accessory dwelling units in all single-family residential zones in the East Central Community. Removing the ADU restriction in the R-1-5 zone.
- Ogden City's General Plan requires higher density developments in Transit-Oriented-Developments, urban mixed use and neighborhood village centers.
- In December 2021, the Ogden City Council adopted the Capitol Square Plan, which allowed higher density mixed-use development in a block near the BRT Route.

- In November 2022, the Ogden City Council amended the zoning ordinance to allow cottage lots (1,500 sf lots) within two blocks of the Ogden Express BRT route in the East Central Community.
- In November 2022, the Ogden City Council amended the zoning ordinance to create a Nine Rails Creative District R-9 zone in the East Central Community near the Ogden Express BRT route and Porter Avenue. This zone increased the allowed density to 29 dwelling units per acre and allowed cottage lots as small as 1,500 square feet.

Discussion

According to the City's Analysis of Impediments to Fair Housing Choice, Ogden's impediments include:

Uneven Fair Housing infrastructure - Fair Housing brochures, webpage and materials are printed mostly in English, limiting the available of Fair Housing information to non-English speaking persons.

ACTION ITEMS

1. Utilize the City's Language Assistance Plan (LAP). Posting notices and/or announcements in English and Spanish. Expand HUD-funded programs' outreach to include Spanish translation.
2. Collaborate with the LUPEC, OgdenCAN and Suazo Center to promote Ogden's HUD funded programs to the Hispanic community.
3. Continue to provide citizens with consistent Spanish translation services.
4. Establish a centralized list of resources for assisting LEP individuals, by utilizing the City's Intranet.
5. Provide training to city employees regarding Fair Housing and Section 3.

Deteriorating Quality of Housing Inventory in Racially Concentrated Areas of Poverty (RCAP)- Ogden's housing stock is aging in Ogden's NRSA.

ACTION ITEMS

1. Engage the State and local Weber County communities to develop solutions that end the concentration of low-income housing in Ogden and de-concentration of low-income housing and poverty in Ogden.
2. Adopt a Moderate Income Housing Plan.
3. Target funds to the NRSA to promote investment of resources in RCAPs.
4. Implement Quality Neighborhoods Program to target resources to improving the condition of housing in the NRSA and in Ogden's high minority and high poverty East Central neighborhoods.
5. Partner with local lenders and non-profit groups and social investment companies to expand access to funding to improve the quality of housing in the NRSA that has two RCAP Census Tracts.
6. Providing loans for housing rehabilitation to all income levels through the Home Exterior Loan Program (HELP).
7. The City maintains a comprehensive infrastructure plan which has an infrastructure replacement schedule that bonded for significant improvements in the NRSA area over the next decade.

Weak Job-Transit Connections - Throughout the community engagement process, one area that identified as impacting housing choice and access to employment resources was transportation.

ACTION ITEMS

1. Implement the City's Transportation Master Plan, which identifies the City's transportation needs and deficiencies and addresses the creation of a transportation network.
2. Partner with Utah Center for Neighborhood Stabilization to identify Utah Equitable Transit Oriented Development project sites in Ogden.

3. Continue construction of a Bus Rapid Transit (BRT) line (Phase II) that increases mobility, connectivity and travel choices between downtown Ogden, WSU village Drive, Dee Event Center, Harrison Boulevard, 4400 South and the WSU/McKay-Dee Hospital area.

AP-85 Other Actions – 91.220(k)

Introduction

Ogden City has developed actions to address the following city needs obstacles to meeting the underserved needs, fostering affordable housing, reducing lead-based paint hazards, reducing the number of families living in poverty, developing institutional structures and enhancing coordination between public and private housing and social agencies. The city will use CDBG, HOME and HOME ARP funding to meet the needs of the community over the Fiscal Year.

Actions planned to address obstacles to meeting underserved needs.

The Five Year Consolidated Plan identified the underserved needs in Ogden City as (1) Housing for large families, (2) Housing for persons with mental disabilities, (3) Housing for persons with physical disabilities, (4) Homeless transitional housing, (5) Household sustaining employment opportunities for low and moderate income households and (6) Business opportunities for low and moderate income investors.

Some of the obstacles contributing to these underserved needs are:

- Increase in demands for funding
- Low incomes and wages
- Limited supply of Section 8 vouchers
- Housing needs for extremely low income individuals exceeds the available supply
- Increased costs of construction
- Diminishing supply of land for development
- Challenges of redevelopment (land assembly, costs, adequate developers)
- Private, non-profit and government inability to keep up with growth of population in need
- Competing demands for public services

The city's HOME funds are geographically targeted to preserve and provide affordable housing stock city-wide but primarily targeted in the NRSA. By targeting rehabilitation efforts within low-income census tracts, the housing needs of Ogden's LMI residents are addressed. The Emergency Home Repair loan program, which is funded through CDBG, provides loans to low-income persons who cannot afford to address housing health/safety needs. Applicant selection for this program is based on income eligibility. The Emergency Home Repair Program provides loans to qualified homeowners city-wide and is not geographic specific.

The rehabilitation and development of the Ogden City Central Business District and its' adjoining inner-city neighborhoods will provide the positive incentives necessary for attracting new businesses to Ogden. Jobs created/retained within the NRSA are presumed to benefit low-mod income persons. The goal for new business and economic developments will be to create household sustaining incomes for Ogden City residents while furthering the growth and fiscal health of the City.

To assist in homeless prevention, the City provides an incentive to encourage homeless persons to participate in the Service Prioritization Decision Assistance Tool (SPDAT). The SPDAT survey assesses the

individual's vulnerabilities and helps identify homeless persons who are most in need of services, thus targeting resources to those most in need.

Actions planned to foster and maintain affordable housing.

While the City can choose from a broad array of eligible activities in regard to the use of CDBG funds, more than 70% of the HOME and CDBG budget will serve to maintain and improve the quality of the city's supply of affordable housing. To this end, the Quality Neighborhoods program sets out to purchase, rehab and sell homes affordable to LMI households. These homes are often distressed housing units that need substantial work to bring them up to quality standards. The Emergency Home Repair Program will assist five low-income households make emergency repairs to their homes facilitating their ability to stay in their homes and remain owner-occupants. One hundred percent (100%) of the City's HOME funds will directly benefit low-to moderate-income households with housing. HOME-funded Own In Ogden down payment assistance program will assist 20 low- to moderate-income households purchase a home. One key service that helps educate people and prepare them to have a successful homeownership experience is the Homebuyer Education Class. Utah State University offers a homebuyer education class to Ogden residents. A homebuyer education class is required for all Own In Ogden participants. Participants may submit a receipt for the cost of the class to the City for reimbursement of the homebuyer education class when purchasing a home with Own In Ogden down payment assistance. 62% of the CDBG and HOME budget is allocated to foster and maintain affordable housing in Ogden's NRSA.

As part of the Make Ogden Downtown Plan implementation ordinance, the City has reduced parking requirements and will continue to evaluate parking requirements for residential developments in downtown zones. The city will hold public hearings and consider implementing a phased paid parking system in the Downtown Area that will encourage higher parking turnover and reduce the need for additional parking in this area. Parking reductions for residential uses and elimination of parking for non-residential uses will significantly reduce the cost of development. In 2023, submitted to Wasatch Front Regional Council (WFRC) the Downtown Master Plan and associated materials for a State of Utah certification as a Station Area Plans for the Ogden Frontrunner station.

Actions planned to reduce lead-based paint hazards.

The Quality Neighborhoods Program targets rehabilitation of older homes. Due to the age of the housing in Ogden's NRSA target area, each home is tested for LBP, and work is performed to mitigate lead-based paint hazards. Work on these homes takes place while the homes are still vacant, eliminating the threat of lead-based paint exposure to homeowners. After the rehabilitation work is completed, using HUD safe work practices, a final lead-based paint inspection is conducted by an independent, certified LBP contractor. A clearance report, as determined by HUD guidelines, is issued prior to marketing the home for sale to an income-eligible household.

Homes that are purchased with Own in Ogden down payment assistance are visually inspected for deteriorated paint surfaces that could present lead-based paint hazards. If a property is found to have deteriorated paint surfaces, identified thru a visual assessment, then surfaces must be tested for lead and treated according to HUD regulations, when participating with HUD-funded programs.

Actions planned to reduce the number of poverty-level families.

The City itself is limited in the amount of support it can provide for anti-poverty efforts. Funding for social service activities is extremely limited. Ogden Weber Community Action Partnerships receives Community Service Block Grant and takes the lead on many anti-poverty programs in Ogden.

The ConPlan supports efforts to the goal of reducing poverty through employment and encouragement of economic growth and development. ConPlan objectives encourage the following strategies aimed at reducing poverty:

- Encourages appropriate growth by improving the competitiveness of existing businesses through loaning funds to small businesses.
- Transportation solutions for low-income persons – Utah Equitable Transportation Oriented Developments and Bus Rapid Transit lines in Ogden.
- Section 3 outreach and education.
- Develop recreation, aerospace, manufacturing, and technology industries.
- Create jobs by providing businesses with access to capital.
- Encourage greater redevelopment activity in the City.
- Develop joint public-private investment strategies.

Redevelopment organizations have been created to promote economic development and implement redevelopment plans within the City – the Ogden Redevelopment Agency and the Local Redevelopment Agency. The creation of higher wage jobs for community residents is a top priority for these organizations.

The City will continue its economic development efforts and its partnerships with the Ogden-Weber chamber, Downtown Ogden Inc., 25th Street Association, and local banks to attract new businesses and industries to Ogden, to retain existing businesses and industries, and to encourage their expansion. Because the creation of economic opportunities is not an isolated solution to alleviating poverty, the City will collaborate efforts with Ogden Weber Community Action Partnership (OWCAP) and Ogden Weber Technology College's (OTech) YouthBuild when possible.

Section 3

Ogden City works toward providing local residents, to the greatest extent feasible, job opportunities and/or training, from HUD-funded projects. In partnership with Ogden Housing Authority, Ogden Weber Technology College's Youth Build Program, and Utah Department of Workforce Services, Ogden's Community and Economic Development Department promotes Section 3, which includes notifying low-income, public housing residents of job opportunities generated from HUD-funded programs and projects and provides preferences in HUD-funded programs and projects for Section 3 businesses in construction contracting opportunities. Ogden City's Quality Neighborhoods housing rehab contractors attend Section 3 training.

Microenterprise Loan Program - the CDBG-funded Microenterprise Loan Program provides funding to LMI Microenterprise owners with technical assistance resources to promote business success. City Staff worked with the Wasatch Front Regional Council, Suazo Business Center, and Ogden Weber State University to identify and better understand the challenges microenterprise owners confront. It was observed that microenterprises often lack the technical assistance and education needed to survive in these trying economic conditions. Subsequently, in the prior year, the City modified the City's Microenterprise Loan Program to offer technical assistance through qualified technical assistance Training Providers. Suazo Business Center offers microenterprise technical assistance classes in Spanish. And Weber Stated Small Business Development Center offers technical assistance classes in English. The City has leveraged CDBG funding to increase the success rate of LMI microenterprises owners.

Partnerships

The City will continue its economic development efforts and its partnerships with the Ogden-Weber chamber, Utah Micro Loan Fund, Business Loans Utah, Utah Center for Stabilization, Wasatch Community Funding, Downtown Ogden Inc., 25th Street Association, and Ogden Reinvestment Corporation to attract new businesses and industries to Ogden, to retain existing businesses and industries, and to encourage their expansion. Because the creation of economic opportunities is not an isolated solution to alleviating poverty, the City will collaborate efforts with Ogden Weber Community Action Partnership (OWCAP) and Ogden Weber Applied Technology College's (OTech) YouthBuild when possible. In addition, Ogden City supports OWCAP's Volunteer Income Tax Assistance (VITA).

Actions planned to develop institutional structure.

During the AAP FY24, the City will continue to strive to establish an institutional structure that maximizes the funding sources used for housing and community development needs as well as simplify the process involved in developing new housing, improving conditions of existing housing and creating jobs.

Through CDBG and HOME programs, the City collaborates with partners to deliver resources effectively. The City works toward:

- Strengthening existing public/private partnerships and creating new ones to implement programs and deliver services of all types.
- Promoting citizen participation in ConPlan planning processes.
- Utilizing the city's website to create easy access to HUD-related information.
- Working with City Departments/Divisions to complete HUD funded activities (i.e., street improvements and building inspections).
- Collaborating with social services providers to assist Ogden's low-income residents.
- Participating in the Weber county Charitable Trust Fund and Weber County Homeless Coordinating Council to support the efficient use of public funds that serve the homeless population.
- Supporting advocacy and planning activities with organizations whose primary mission relates to housing for low- to moderate-income households.

Actions planned to enhance coordination between public and private housing and social service agencies.

The City of Ogden is involved in many different committees and groups. These groups involve representatives from social service agencies, housing agencies both City and County Housing Authorities, and other community stakeholders. Committees and groups typically discuss the coordination of efforts to enhance the effectiveness of the committee or group's goals. The City will continue to support efforts through the participation in the following committees:

- Regional Analysis of Impediments participating jurisdictions
- Ogden Housing Authority
- Ogden Weber Community Action Partnership

- Weber County Homeless Coordinating Council
- Weber County Charitable Trust Fund
- Ogden Redevelopment Agency
- Coalition of Resources (COR)
- Wasatch Front Regional Council
- Weber Housing Authority

The City attends Coalition of Resources (COR) meetings. COR is a group of over 100 local agencies, for-profit and non-profit social service providers that meets monthly. The goal of COR is facilitating the efficient use of limited resources in administering social services. Each month COR participants share about the current services or events offered by their organization. In addition, one provider is selected to highlight the services they provide. The COR members pass on information to their clients. COR meetings have been a huge help in notifying the public about ConPlan programs and events.

Discussion

Staff participation on local committees and boards involved in community development provides input on community needs and a means to work towards better coordination of services for low- and very-low income residents. Community and Economic Development (CED) staff serves on the board of the Ogden Housing Authority, (Ogden's public housing provider), Weber County Homeless Charitable Trust Fund Board, and Ogden Weber Community Action Partnership (OWCAP). OWCAP is the area lead provider for anti-poverty services and is a grantee of HUD's Community Service Block Grant (CSBG) program. The Community and Economic Development Department will continue to be involved in interagency efforts to strengthen the institutional structure for housing and economic development. Network through committees has worked to expand the City's public participation efforts.

Broadband Planning and Access

The City has applied for funding from the State of Utah for Broadband planning and public access grants:

- Local Broadband Planning Priorities Grant
 - Intended to cover planning costs that would ultimately get broadband infrastructure to everyone's home.
 - Award: \$30,000
- Local Digital Access Planning Priorities Grant
 - Intended to cover planning costs to help people achieve digital connectivity when they don't have the education, skills, or enough money to purchase broadband.
 - Award: \$30,000

The City will continue its work to improve broadband access city-wide.

AP-90 Program Specific Requirements – 91.220(l)(1,2,4)

Introduction

The City incorporates a one-year certification period, July 1, 2023 to June 30, 2024, with 100% of CDBG and CDBG-CV funding will benefit low- to-moderate income (LMI) persons. CDBG regulations require that no less than 70% of its CDBG and CDBG-CV funding will be spent to benefit low- and moderate-income residents and that no more than 30% of its CDBG and CDBG-CV resources will be spent for urgent need or preventing / eliminating slums or blight. The City will continue its commitment to improve housing, neighborhoods and economic conditions in Ogden with 100% CDBG and CDBG-CV funding to benefit LMI persons.

All program income received before the start of the year has been expended or is programmed into the budget. The City does not have an urban renewal settlement and does not have float-funded activities.

Community Development Block Grant Program (CDBG)

Reference 24 CFR 91.220(l)(1)

Projects planned with all CDBG funds expected to be available during the year are identified in the Projects Table. The following identifies program income that is available for use that is included in projects to be carried out.

1. The total amount of program income that will have been received before the start of the next program year and that has not yet been reprogrammed	0
2. The amount of proceeds from section 108 loan guarantees that will be used during the year to address the priority needs and specific objectives identified in the grantee's strategic plan.	0
3. The amount of surplus funds from urban renewal settlements	0
4. The amount of any grant funds returned to the line of credit for which the planned use has not been included in a prior statement or plan	0
5. The amount of income from float-funded activities	0
Total Program Income:	0

Other CDBG Requirements

1. The amount of urgent need activities	\$0
2. The estimated percentage of CDBG funds that will be used for activities that benefit persons of low and moderate income. Overall Benefit - A consecutive period of one, two or three years may be used to determine that a minimum overall benefit of 70% of CDBG funds is used to benefit persons of low and moderate income. Specify the years covered that include this Annual Action Plan.	100.00%

HOME Investment Partnership Program (HOME)

Reference 24 CFR 91.220(l)(2)

1. A description of other forms of investment being used beyond those identified in Section 92.205 is as follows:

The city does not plan to undertake forms of investment beyond those identified in 24 CFR 92.205.

2. A description of the guidelines that will be used for resale or recapture of HOME funds when used for homebuyer activities as required in 92.254, is as follows:

HOME Recapture or Resale Provisions: Ogden City maintains a Recapture provision to ensure the Period of Affordability in homeownership HOME-funded units. The amount subject to recapture is the Direct Subsidy. The Direct Subsidy also determines the Period of Affordability (see chart which follows). This is defined as any HOME assistance that enabled the home buyer to buy the dwelling unit. It also includes assistance that reduced the purchase price from fair market value to an affordable price.

**Table 1-1: Determining the HOME
Period of Affordability**

HOME Assistance per Unit or Buyer	Length of the Affordability Period
Less than \$15,000	5 years
\$15,000 - \$40,000	10 years
More than \$40,000	15 years
New construction of rental housing	20 years
Refinancing of rental housing	15 years

Throughout the affordability period, income-eligible households must occupy the HOME-assisted housing.

The Quality Neighborhoods (purchase, rehab and resale) and the Own in Ogden (down payment assistance) programs offer down payment assistance loans to homebuyers, which triggers the Period of affordability requirements. Most down payment assistance loans are under \$15,000, which has a Period of Affordability of five years. Sworn Police Officers and Fire Fighters may receive up to \$20,000, which has 10 year period of affordability. If recapture is triggered, Ogden City will recapture the entire HOME investment loan amount upon sale, limited to net proceeds available at the sale. This recapture provision is discussed in section 24CFR92.254.a.5.ii.A.

Under the city's recapture provision, HOME recipients may sell their housing unit at any time during the period of affordability, to any willing buyer, and at a price the market will bear. The City imposes the Period of Affordability by written agreement and by recorded lien. In the event of the sale of a HOME assisted property before the end of the affordability period, the total amount of the assistance will be recaptured. In the event that there are insufficient funds following a sale (voluntary or involuntary) during the period of affordability to satisfy the HOME investment, the City's recapture amount will be limited to the net proceeds available (the sales price minus all other superior loan repayments and closing costs).

The city does not have subrecipients, therefore, no monitoring of HOME recapture for subrecipients is required.

The city does not plan to use a Resale provision for HOME assisted activities.

3. A description of the guidelines for resale or recapture that ensures the affordability of units acquired with HOME funds. See 24 CFR 92.254(a)(4) are as follows:

The Period of Affordability for Purchase/Rehab/Resale and New Construction projects may vary because the Direct Subsidy amounts will vary from project to project. The recapture provisions for the amounts represented by the Discount (the difference between the fair market value and the sales price), and any down payment loans (including Own-In-Ogden loans) provide for Ogden City to recapture the discount amount and loan amount upon sale. This provision is discussed at 24CFR92.254.a.5.ii.A.

4. Plans for using HOME funds to refinance existing debt secured by multifamily housing that is rehabilitated with HOME funds along with a description of the refinancing guidelines required that will be used under 24 CFR 92.206(b), are as follows:

No multi-family refinancing activities that would involve HOME funds are anticipated to occur in Ogden during the fiscal year.

Discussion

Per 24 CFR 92.254, the purchase price and appraised value of HOME-assisted housing units may not exceed 95% of the median purchase price for the city. Following HUD guidelines, Ogden City has completed its own housing market study and determined up-to-date HOME value limits (Appendix D). Specifically, the purchase price limit of \$380,000 for a single-family unit was calculated based on a median sales price of \$400,000 (i.e., $\$400,000 \times 0.95 = \$380,000$). Insufficient data was available for new construction. This figure is for both new construction and existing homes. Upon HUD's approval of AAP FY24, \$380,000 is implemented and incorporated in AAP FY24 as Ogden's new single-family value limit for HOME-assisted housing units. The attached sales data includes a count of 350 sales for February-April 2022 and only includes addresses within Ogden City boundaries. Please see Attachment D for additional information.

Throughout HUD funded programs, the Community Development Division utilizes a first-come first-serve basis for selection of beneficiaries. Applicants that meet program guidelines, underwriting standards and household income eligibility are selected on a first-come first-serve basis. All people are welcome to apply. The business loan programs also follow a first-come first serve basis for applicants that meet program guidelines and underwriting standards. The Special Economic Development Projects determines project selection by targeting businesses in key industries and/or businesses located in the Central Business District, NRSA, airport, major corridors, Trackline EDA and the Business Depot of Ogden. In the selection of contractors hired for HUD-funded construction projects, Section 3 and MBE businesses are encouraged to apply and notified of contracting opportunities. For applicable HUD-funded programs, the city outreaches to Section 3 and MBE businesses during the solicitation process.

Applications and program guidelines are available at the city offices, Business Information Center and the city websites.

Appendix A – Citizen Participation, Proof of Publication, Comments and Outreach

Standard-Examiner
April 8-9, 2023

Classifieds

The AAP FY24 includes HUD entitlement awards and proposed uses of funds, as well as a summary of housing and community development needs, resources and strategies. Specifically, AAP FY24 funds of: Community Development Block Grant (CDBG) Entitlement Funds (EN) of \$1,016,867; CDBG estimated carryover funds (CO) from previous year \$1,429,368 and anticipated CDBG Program Income (PI) of approximately \$1,019,253 for a Total \$3,465,488 CDBG Budget; \$585,168 CDBG-CV carryover funds; HOME Partnerships Investment Grant (HOME) EN of \$399,043; HOME estimated CO of \$1,193,040, and HOME anticipated PI of \$422,093 for a Total HOME Budget of \$2,014,176; HOME ARP Carryover of \$1,626,934; HOME Match \$315,540; and \$1,490,646 Non-federal Housing Fund in support of AAP FY24; for a total AAP Budget of \$9,497,953.

Proposed uses of anticipated funds CDBG: \$500,000 Target Area Public Improvements, \$40,000 Emergency Home Repair Program, \$1,718,264 Quality Neighborhoods program, \$400,000 Small Business Loan Program, \$300,000 Microenterprise loan Program, \$100,000 Special Economic Development Projects, \$407,224 Administration; for a total CDBG Budget of \$3,465,488; CDBG-CV: \$158,197 Business Recovery Fund Jobs and \$342,550 Business Recovery Fund Microenterprise and \$84,421 CDBG-CV Administration for a Total CDBG-CV Budget of \$585,168; HOME: \$250,000 Own In Ogden, \$197,180 CHDO, \$1,484,882 Quality Neighborhoods and \$82,114 HOME Administration for a Total HOME Budget of \$2,014,176; HOME ARP: \$1,404,985 HOME ARP Allocation Plan and \$221,949 HOME ARP Administration for a total HOME ARP budget of \$1,626,934; HOME Match: \$315,540 Quality Neighborhoods Program; \$1,220,646 Non-Federal Housing Fund for HELP and \$270,000 Non-Federal Housing Funds for Quality Neighborhoods for a total Non-Federal Housing Funds of \$1,490,646; for a Total Budget of \$9,497,953.

Copies of the proposed AAP FY24 are available for public review weekdays, except holidays, between the hours of 8:00 a.m. and 5:00 p.m. at the following locations:

Ogden City Municipal Building
Community Development, Suite 120
Business Development, Suite 420
Ogden City Recorder, Suite 210
Business Information Center
2036 Lincoln #105
Ogden Housing Authority
1100 Grant Avenue
Weber County Main Library
2464 Jefferson Avenue, Ogden, Utah

Written comments regarding the proposed AAP FY24 will be received during the 30-day public comment period concluding May 8, 2023, at midnight. Written comments may be sent to Ogden City Community Development, 2549 Washington Blvd, Suite 120, Ogden Utah 84401, or emailed to fairhousing@ogdencity.com. All written public comments received no later than midnight May 8, 2023, will be summarized in the final AAP FY24 to be adopted by the City Council.

AAP FY24 is tentatively scheduled for a public hearing and to be presented for City Council approval at the Ogden City Council Chambers, located at 2549 Washington Boulevard, 3rd floor, on May 9, 2023, at 6:00 PM.

PLEASE NOTE: City Council meeting dates are subject to change. City Council meetings are streamed online through Facebook and YouTube. Please check the City Council web page for options on how to participate in virtual City Council meetings and verify meeting dates.
<https://www.ogdencity.com/2439/2023>



PUBLISHED IN ACCORDANCE with the citizen participation requirements set forth by the U.S. Department of

Housing and Urban Development, Community Planning and Development Department and in conjunction with applicable statutory requirements of the State of Utah, the 8th Day of April 2023.

In compliance with the Americans with Disabilities Act, persons needing auxiliary communicative aids and services for this meeting should contact the Management Services Department at 629-8701 (TTY/TDD: 711 or 888-735-5906) or by email: accessibility@ogdencity.com at least 48 hours in advance of the meeting.

Legal Notice 11327 Published in the Standard Examiner on April 8, 2023

Legal Notices

NOTICE OF AVAILABILITY FOR PUBLIC REVIEW AND 30-DAY PUBLIC COMMENT PERIOD FOR OGDEN CITY ANNUAL ACTION PLAN JULY 1, 2023, TO JUNE 30, 2024

This notice announces the availability of Annual Action Plan July 1, 2023 - June 30, 2024 (AAP FY24) for review and the opportunity for citizen comment. As part of the planning process for HUD funding, the City of Ogden is required by the U.S. Department of Housing and Urban Development (HUD) to prepare an Annual Action Plan for the use of federal funds received for housing and community development purposes. AAP FY24 is the implementation plan for the 4th year of the City's Five Year Consolidated Plan (2020-2025). The ConPlan is the city's vehicle for identifying and prioritizing housing, community development and business development needs and strategies. AAP FY24 is available for a 30-day public review and comment period commencing April 9, 2023, and ending midnight May 8, 2023. Citizens can view the entire draft document and comment at the web-site: <http://HUDConplan.ogdencity.com>.

NOTICE 30-day comment period published in English and Spanish at Ogden City website

NOTICE OF AVAILABILITY FOR PUBLIC REVIEW AND 30-DAY PUBLIC COMMENT PERIOD FOR OGDEN CITY ANNUAL ACTION PLAN JULY 1, 2023, TO JUNE 30, 2024

This notice announces the availability of Annual Action Plan July 1, 2023 - June 30, 2024 (AAP FY24) for review and the opportunity for citizen comment. As part of the planning process for HUD funding, the City of Ogden is required by the U.S. Department of Housing and Urban Development (HUD) to prepare an Annual Action Plan for the use of federal funds received for housing and community development purposes. AAP FY24 is the implementation plan for the 4th year of the City's Five Year Consolidated Plan (2020-2025). The ConPlan is the city's vehicle for identifying and prioritizing housing, community development and business development needs and strategies. AAP FY24 is available for a 30-day public review and comment period commencing April 9, 2023, and ending midnight May 8, 2023. Citizens can view the entire draft document and comment at the website: <http://HUDConplan.ogdencity.com>.

The AAP FY24 includes estimates of anticipated funding, HUD entitlement awards and proposed uses of funds, as well as a summary of housing and community development needs, resources and strategies. Specifically, AAP FY24 funds of: Community Development Block Grant (CDBG) Entitlement Funds (EN) of \$1,016,867, CDBG estimated carryover funds (CO) from previous year \$1,429,368 and anticipated CDBG Program Income (PI) of approximately \$1,019,253 for a Total \$3,465,488 CDBG Budget; \$585,168 CDBG-CV carryover funds; HOME Partnerships Investment Grant (HOME) EN of \$399,043, HOME estimated CO of \$1,193,040, and HOME anticipated PI of \$422,093 for a Total HOME Budget of \$2,014,176; HOME ARP Carryover of \$1,626,934; HOME Match \$315,540; and \$1,490,646 Non-federal Housing Fund in support of AAP FY24; for a total AAP Budget of \$9,497,953.

Proposed uses of anticipated funds CDBG: \$500,000 Target Area Public Improvements, \$40,000 Emergency Home Repair Program, \$1,718,264 Quality Neighborhoods program, \$400,000 Small Business Loan Program, \$300,000 Microenterprise loan Program, \$100,000 Special Economic Development Projects, \$407,224 Administration; for a total CDBG Budget of \$3,465,488; CDBG-CV: \$158,197 Business Recovery Fund Jobs and \$342,550 Business Recovery Fund Microenterprise and \$84,421 CDBG-CV Administration for a Total CDBG-CV Budget of \$585,168; HOME: \$250,000 Own In Ogden, \$197,180 CHDO, \$1,484,882 Quality Neighborhoods and \$82,114 HOME Administration for a Total HOME Budget of \$2,014,176; HOME ARP: \$1,404,985 HOME ARP Allocation Plan and \$221,949 HOME ARP Administration for a total HOME ARP budget of \$1,626,934; HOME Match: \$315,540 Quality Neighborhoods Program; \$1,220,646 Non-Federal Housing Fund for HELP and \$270,000 Non-Federal Housing Funds for Quality Neighborhoods for a total Non-Federal Housing Funds of \$1,490,646; for a Total Budget of \$9,497,953.

Copies of the proposed AAP FY24 are available for public review weekdays, except holidays, between the hours of 8:00 a.m. and 5:00 p.m. at the following locations:

Ogden City Municipal Building
Community Development, Suite 120
Business Development, Suite 420
Ogden City Recorder, Suite 210
Business Information Center
2036 Lincoln #105
Ogden Housing Authority
1100 Grant Avenue
Weber County Main Library

2464 Jefferson Avenue, Ogden, Utah

Written comments regarding the proposed AAP FY24 will be received during the 30-day public comment period concluding May 8, 2023, at midnight. Written comments may be sent to Ogden City Community Development, 2549 Washington Blvd, Suite 120, Ogden Utah 84401, or emailed to fairhousing@ogdencity.com. All written public comments received no later than midnight May 8, 2023, will be summarized in the final AAP FY24 to be adopted by the City Council.

AAP FY24 is tentatively scheduled for a public hearing and to be presented for City Council approval at the Ogden City Council Chambers, located at 2549 Washington Boulevard, 3rd floor, on May 9, 2023, at 6:00 PM.

PLEASE NOTE: City Council meeting dates are subject to change. City Council meetings are streamed online through Facebook and YouTube. Please check the City Council web page for options on how to participate in virtual City Council meetings and verify meeting dates. https://www.ogdencity.com/2439/_2023



PUBLISHED IN ACCORDANCE with the citizen participation requirements set forth by the U.S. Department of Housing and Urban Development, Community Planning and Development Department and in conjunction with applicable statutory requirements of the State of Utah, the 8th Day of April 2023.

In compliance with the Americans with Disabilities Act, persons needing auxiliary communicative aids and services for this meeting should contact the Management Services Department at 629-8701 (TTY/TDD: 711 or 888-735-5906) or by email: accessibility@ogdencity.com at least 48 hours in advance of the meeting.

**AVISO DE DISPONIBILIDAD PARA REVISIÓN PÚBLICA
Y PERÍODO DE COMENTARIOS PÚBLICOS DE 30 DÍAS PARA
LA CIUDAD DE OGDEN
PLAN DE ACCIÓN ANUAL 1 DE JULIO DE 2023 AL 30 DE JUNIO DE 2024**

Este aviso anuncia la disponibilidad del Plan de acción anual del 1 de julio de 2023 al 30 de junio de 2024 (AAP FY24) para revisión y la oportunidad de comentarios de los ciudadanos. Como parte del proceso de planificación para la financiación de HUD, el Departamento de Vivienda y Desarrollo Urbano (HUD por sus siglas en Inglés) de EE. UU. requiere que la ciudad de Ogden prepare un Plan de acción anual para el uso de los fondos federales recibidos para fines de desarrollo comunitario y de vivienda. AAP FY24 es el plan de implementación para el cuarto año del Plan Consolidado de Cinco Años de la Ciudad (2020-2025). El ConPlan es el vehículo de la ciudad para identificar y priorizar las necesidades y estrategias de vivienda, desarrollo comunitario y desarrollo empresarial. AAP FY24 está disponible para un período de comentarios y revisión pública de 30 días que comienza el 9 de abril de 2023 y finaliza a la medianoche del 8 de mayo de 2023. Los ciudadanos pueden ver el documento borrador completo y comentar en el sitio web: <http://HUDConplan.ogdencity.com>.

El AAP FY24 incluye estimaciones de financiamiento anticipado, asignaciones de derechos de HUD y usos propuestos de fondos, así como un resumen de necesidades, recursos y estrategias de vivienda y desarrollo comunitario. Específicamente, los fondos AAP FY24 de: fondos de derecho (EN por sus siglas en Inglés) de subvención en bloque de desarrollo comunitario (CDBG por sus siglas en Inglés) estimados de \$ 1,016,867, fondos transferidos (CO) estimados de CDBG del año anterior \$ 1,429,368 e ingresos anticipados del programa CDBG (PI por sus siglas en Inglés) de aproximadamente \$ 1,019,253 para un CDBG total de \$ 3,465,488 Presupuesto; \$585,168 fondos remanentes de CDBG-CV; HOME Partnerships Investment Grant (HOME) EN estimado de \$ 399,043, HOME CO estimado de \$ 1,193,040 y HOME anticipado PI de \$ 422,093 para un presupuesto total de HOME de \$ 2,014,176; ARP INICIO Arrastre de \$1,626,934; Partido de CASA \$315,540; y \$1,490,646 Fondo de vivienda no federal en apoyo de AAP FY24; para un presupuesto total de la AAP de \$9,497,953.

Usos propuestos de los fondos anticipados CDBG: \$500,000 Mejoras públicas del área objetivo, \$40,000 Programa de reparación de viviendas de emergencia, \$1,718,264 Programa de vecindarios de calidad, \$400,000 Programa de préstamos para pequeñas empresas, \$300,000 Programa de préstamos para microempresas, \$100,000 Proyectos especiales de desarrollo económico, \$407,224 Administración; para un presupuesto total de CDBG de \$3,465,488; CDBG-CV: \$158,197 Empleos del Fondo de Recuperación de Empresas y \$342,550 Microempresas del Fondo de Recuperación de Empresas y \$84,421 Administración de CDBG-CV para un Presupuesto Total de CDBG-CV de \$585,168; CASA: \$250,000 propios en Ogden, \$197,180 CHDO, \$1,484,882 vecindarios de calidad y \$82,114 administración de CASA para un presupuesto total de CASA de \$2,014,176; HOME ARP: Plan de asignación de HOME ARP de \$1,404,985 y administración de HOME ARP de \$221,949 para un presupuesto total de HOME ARP de \$1,626,934; HOME Match: \$315,540 Programa de Barrios de Calidad; \$1,220,646 Fondo de vivienda no federal para HELP y \$270,000 Fondos de vivienda no federal para vecindarios de calidad para un total de Fondos de vivienda no federal de \$1,490,646; para un Presupuesto Total de \$9,497,953.

Las copias del AAP FY24 propuesto están disponibles para revisión pública los días de semana, excepto los días festivos, entre las 8:00 a. m. y las 5:00 p. m. en los siguientes lugares:

Edificio municipal de la ciudad de Ogden
Desarrollo Comunitario, Suite 120
Desarrollo de Negocios, Suite 420
Registrador de la ciudad de Ogden, Suite 210
Centro de Información Comercial
2036 Lincoln #105
Autoridad de Vivienda de Ogden
1100 Subvención Avenida
Biblioteca principal del condado de Weber
2464 Avenida Jefferson, Ogden, Utah

Los comentarios por escrito sobre el AAP FY24 propuesto se recibirán durante el periodo de comentarios públicos de 30 días que concluye el 8 de mayo de 2023 a la medianoche. Los comentarios por escrito pueden enviarse a Ogden City Community Development, 2549 Washington Blvd, Suite 120, Ogden Utah 84401, o enviarse por correo electrónico a fairhousing@ogdencity.com. Todos los comentarios públicos escritos que se reciban antes de la medianoche del 8 de mayo de 2023 se resumirán en el AAP final del año fiscal 24 que adoptará el Concejo Municipal.

AAP FY24 está programado tentativamente para una audiencia pública y se presentará para la aprobación del Concejo Municipal en las Cámaras del Concejo Municipal de Ogden, ubicadas en 2549 Washington Boulevard, 3er piso, el 9 de mayo de 2023 a las 6:00 p.m.

TENGA EN CUENTA: Las fechas de las reuniones del Concejo Municipal están sujetas a cambios. Las reuniones del Concejo Municipal se transmiten en línea a través de Facebook y YouTube. Consulte la página web del Concejo Municipal para conocer las opciones sobre cómo participar en las reuniones virtuales del Concejo Municipal y verificar las fechas de las reuniones. <https://www.ogdencity.com/2439/2023>

Los comentarios por escrito sobre el AAP FY24 propuesto se recibirán durante la audiencia pública de 30 días.



PUBLICADO DE CONFORMIDAD con los requisitos de participación ciudadana establecidos por el Departamento de Vivienda y Desarrollo Urbano de los EE. UU., Departamento de Planificación y Desarrollo Comunitario y junto con los requisitos legales aplicables del Estado de Utah, el 8 de abril de 2023.

De conformidad con la Ley de Estadounidenses con Discapacidades, las personas que necesiten ayudas y servicios auxiliares de comunicación para esta reunión deben comunicarse con el Departamento de Servicios de Administración al 629-8701 (TTY/TDD: 711 o 888-735-5906) o por correo accessibility@ogdencity.com al menos 48 horas antes de la reunión.

WEBSITE OUTREACH - PUBLIC NOTICE IN ENGLISH AND SPANISH

ogdencity.com/487/Annual-Action-Plans

How to RESET Your... www.paulmason.inf... National and Local... recipes Spiritual Healing ExecuTime Guffey Home Loans CPD Grants Portal L... Login Login Tyler Hub - Admin... How to Na

GE CENTRAL

HOME PAGE DASHBOARD MODULES LIVE EDIT IS OFF

FLOODING/HIGH WATER Flooding and Run-Off Related Water Concerns [Read On...](#)

Home · Government · Departments · Community Development · Federal Grant Administration · Annual Action Plans

Annual Action Plans

Annual Action Plans

Analysis of Impediments to Fair Housing Choice


Consolidated Annual Performance & Evaluation

Other Plans

Section 108 Loan

HUD Section 3

HOME - ARP Allocation Plan



NOTICE OF PUBLIC COMMENT PERIOD


Ogden City is proposing:

Annual Action Plan FY24

A draft is available for public review and comment April 9, 2023 thru May 8, 2023 at: <http://HUDConplan.ogdencity.com>

To make a comment: email: fairhousing@ogdencity.com or call 801-629-8903

Comments received no later than midnight May 8, 2023 will be summarized and submitted to City Council in the final document.



AVISO DE PERÍODO DE COMENTARIOS PÚBLICOS

Propuesta por parte de la Ciudad de Ogden:

Plan de acción anual FY24

Un borrador está disponible para revisión pública y comentarios del 9 de abril de 2023 al 8 de mayo de 2023 en: <http://HUDConplan.ogdencity.com>

Para hacer un comentario: correo electrónico: fairhousing@ogdencity.com o llame al 801-629-8903

Los comentarios recibidos antes de la medianoche del 8 de mayo de 2023 se resumirán y se enviarán al Concejo Municipal en el documento final.

Each year the City develops an Annual Action Plan which details an overall budget as well as goals and objectives for the year. The plan also includes the Community Development Block Grant (CDBG) and the HOME Investment Partnership Program (HOME) along with specific projects to be accomplished during the year.

[DRAFT Annual Action Plan July 1, 2023 - June 30, 2024 \(Click here to leave a comment\)](#)

[Annual Action Plan July 1, 2022 - June 30, 2023 Amendment #1](#)

[Annual Action Plan July 1, 2022 - June 30, 2023 \(PDF Click here to open\)](#)

[Annual Action Plan July 1, 2021 - June 30, 2022 Amendment #3 and HOME ARP Allocation Plan \(PDF click to open\)](#)

[Annual Action Plan July 1, 2021 - June 30, 2022 Amendment #2](#)

[Annual Action Plan July 1, 2021 - June 30, 2022 Amendment #1](#)

[Annual Action Plan July 1, 2021 - June 30, 2022](#)

[Annual Action Plan July 1, 2020 - June 30, 2021](#)

[Annual Action Plan July 1, 2018 - June 30, 2020 - Amendment #2](#)

[Annual Action Plan July 1, 2018 - June 30, 2020 - Amendment #1](#)

[Annual Action Plan July 1, 2019 - June 30, 2020](#)

[Annual Action Plan July 1, 2018 - June 30, 2019 - Amendment #1](#)

[Annual Action Plan July 1, 2018 - June 30, 2019](#)

ogdencity.com/485/Federal-Grant-Administration

How to RESET Your... www.paulmason.inf... National and Local... recipes Spiritual Healing ExecuTime Guffey Home Loans CPD Grants Portal L... Login

GE CENTRAL

HOME PAGE DASHBOARD MODULES LIVE EDIT IS OFF

FLOODING/HIGH WATER Flooding and Run-Off Related Water Concerns
Read On...

GOVERNMENT COMMUNITY SERVICES

I'm Looking For...

Annual Action Plans

Analysis of Impediments to Fair Housing Choice

Consolidated Annual Performance & Evaluation

Other Plans

Section 108 Loan

HUD Section 3

HOME - ARP Allocation Plan

Home > Government > Departments > Community Development > Federal Grant Administration

HUD Grants - 5 Year Consolidated Plan

DRAFT Annual Action Plan July 1, 2023 - June 30, 2024 (Click here to leave a comment)

[Annual Action Plan July 1, 2022 - June 30, 2023 Amendment #1](#)

[Annual Action Plan July 1, 2022 - June 30, 2023](#)

[Annual Action Plan July 1, 2021 - June 30, 2022 Amendment #3 and HOME ARP Allocation Plan](#)

[Annual Action Plan July 1 2021 - June 30 2022 Amendment #2](#)

[Five Year Consolidated Plan 2021-2025 \(ConPlan\) & Annual Action Plan FY21 Amendment #1](#)

[Five Year Consolidated Plan 2021-2025 \(ConPlan\)](#)

PUBLIC OUTREACH - SPANISH AND ENGLISH POSTCARD



OGDEN HUD PLAN DE ACCION ANUAL FY24 COMO PARTICIPAR



- Revise la Aplicación en línea: <http://HUDConplan.ogdencity.com>
- Asistir a la audiencia pública del consejo para el plan de acción anual FY2024 (AAP) - Mayo 9, 2023 a las 6:00 pm – Meeting & Zoom details at www.ogdencity.com/2439/ 2023

- Puede realizar comentarios durante periodo de comentarios abiertos

Día April 9, 2023 – Mayo 8, 2023:

- Correo Electrónico: fairhousing@ogdencity.com
- Por nuestro sitio web: <http://HUDConplan.ogdencity.com>
- Teléfono: Cathy Fuentes, Administradora de Subsidios, 801-629-8903



○ Correo: División de Desarrollo Comunitario de la Ciudad
de Ogden
2549 Washington Boulevard, #120
Ogden, UT 84401



Para accesibilidad y asistencia lingüística llame 801-629-8701; correo electrónico: accessibility@ogdencity.com; o visite <http://accessibility.ogdencity.com>. TTY/TDD Relay Utah: 711 or 888.735.5906 www.ogdencity.com



OGDEN'S HUD ANNUAL ACTION PLAN "AAP FY24" HOW TO PARTICIPATE



- Review Draft AAP online (4/9-5/8/23) at: <http://HUDConplan.ogdencity.com>
- Listen to the AAP FY24 City Council Work Session, tentatively April 4, 2023 at 4:00 PM – Meeting & Zoom details available at (www.ogdencity.com/2439/ 2023)
- Attend Council Public Hearing to adopt Annual Action Plan FY2024 (AAP) - Tentatively May 9, 2023 at 6:00 pm – Zoom details at (www.ogdencity.com/2439/ 2023)
- Send a comment during the public comment period April 9-May 8, 2023:
 - Email: fairhousing@ogdencity.com
 - From the webpage: <http://HUDConplan.ogdencity.com>
 - Phone: Cathy Fuentes, Grants Administrator, 801-629-8903



○ Write: Ogden City Community Development Division
2549 Washington Boulevard, #120
Ogden, UT 84401



For Accessibility and Language Assistance call 801-629-8701; email: accessibility@ogdencity.com; or visit <http://accessibility.ogdencity.com>. TTY/TDD Relay Utah: 711 or 888.735.5906 www.ogdencity.com

PUBLIC OUTREACH – COMMENT CARDS HANDED OUT AT LIVE EVENTS (ENGLISH AND SPANISH)

Dear City Council,

Estimado Consejero del Municipal,

Here are my comments regarding Ogden City's HUD programs and Annual Action Plan FY24:

Estos son mis comentarios sobre los programas de HUD y el Plan de Acción Anual FY24 de la ciudad de Ogden:

NAME Nombre

DATE Fecha

ADDRESS Dirección

EMAIL ADDRESS Correo Electrónico

CITIZEN COMMENTS

CITIZEN COMMENTS – February 22, 2023, Make Ogden public outreach event

DEAR CITY COUNCIL,

HERE ARE MY COMMENTS REGARDING OGDEN CITY'S HUD PROGRAMS AND ANNUAL ACTION PLAN FY24:

This is a great help to residents.

Theresa Holmes 2/22/23

CITIZEN COMMENTS received during 30-day public comment period

Dear City Council,

Estimado Consejero del Municipal,

Here are my comments regarding Ogden City's HUD programs and Annual Action Plan FY24:

Estos son mis comentarios sobre los programas de HUD y el Plan de Acción Annual FY24 de la ciudad de Ogden:

please. Continue funding they emergency Home repair program, it is needed for low income Home owners. Continue Funding the Help Program, these programs help me so much

Kathy D. Marsa

NAME Nombre

5/3/23

DATE Fecha

879 patterson

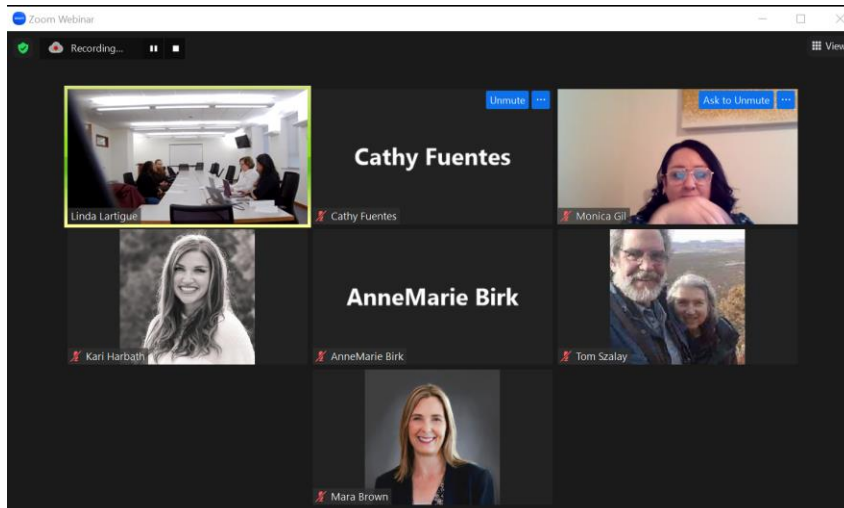
ADDRESS Dirección

PUBLIC OUTREACH

Make Ogden Event – February 22, 2023



Diversity Commission – March 8, 2023



Ogden Housing Authority Resident Advisory Board – March 8, 2023



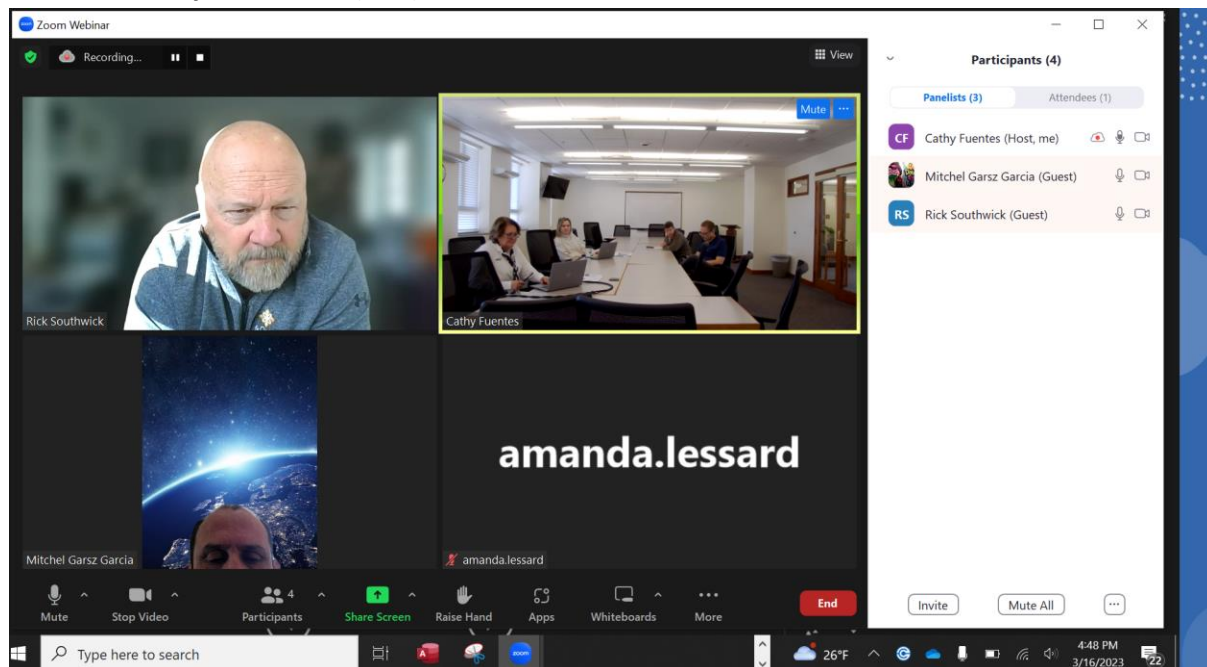
Suazo Center (Live Spanish Translation provided) – March 9, 2023



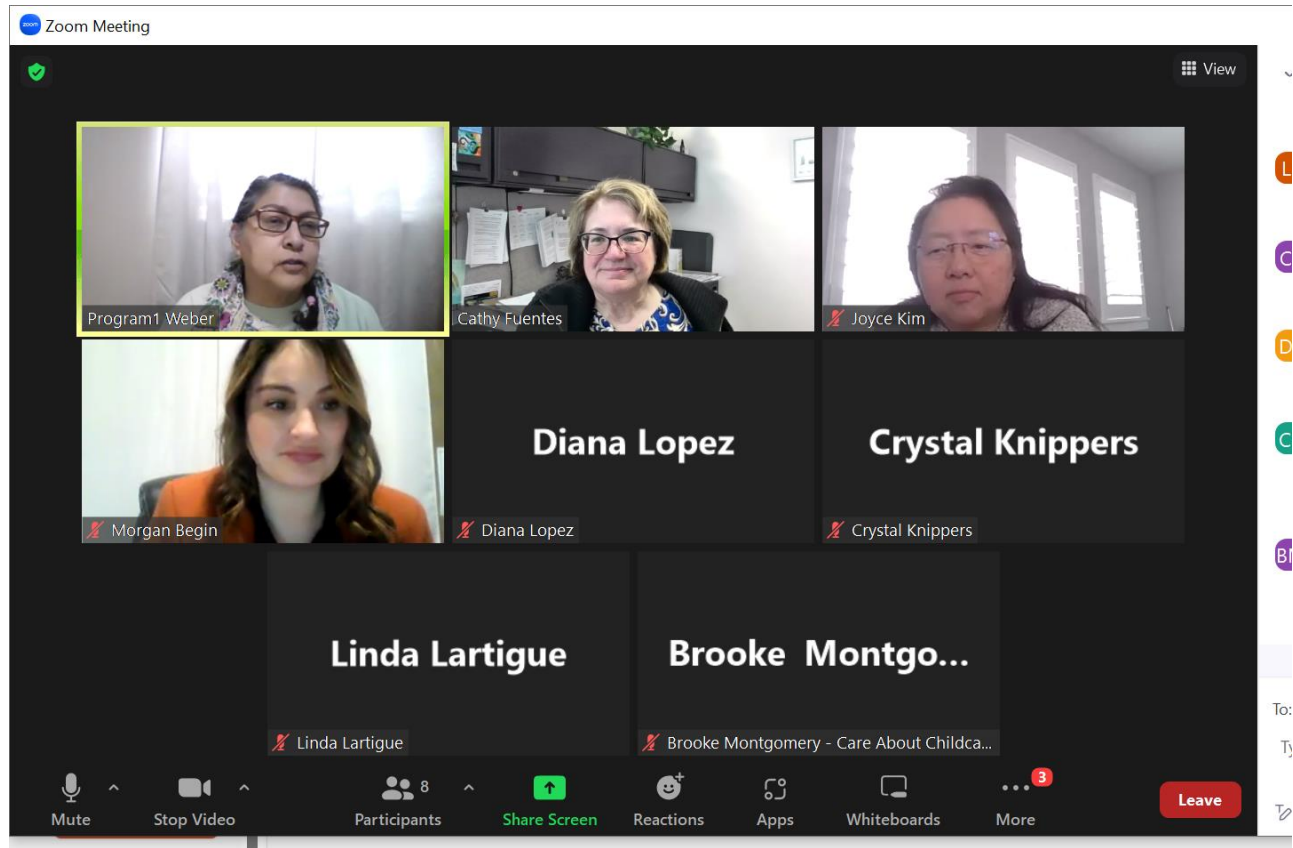
OgdenCAN (Live Spanish Translation provided) – March 10, 2023



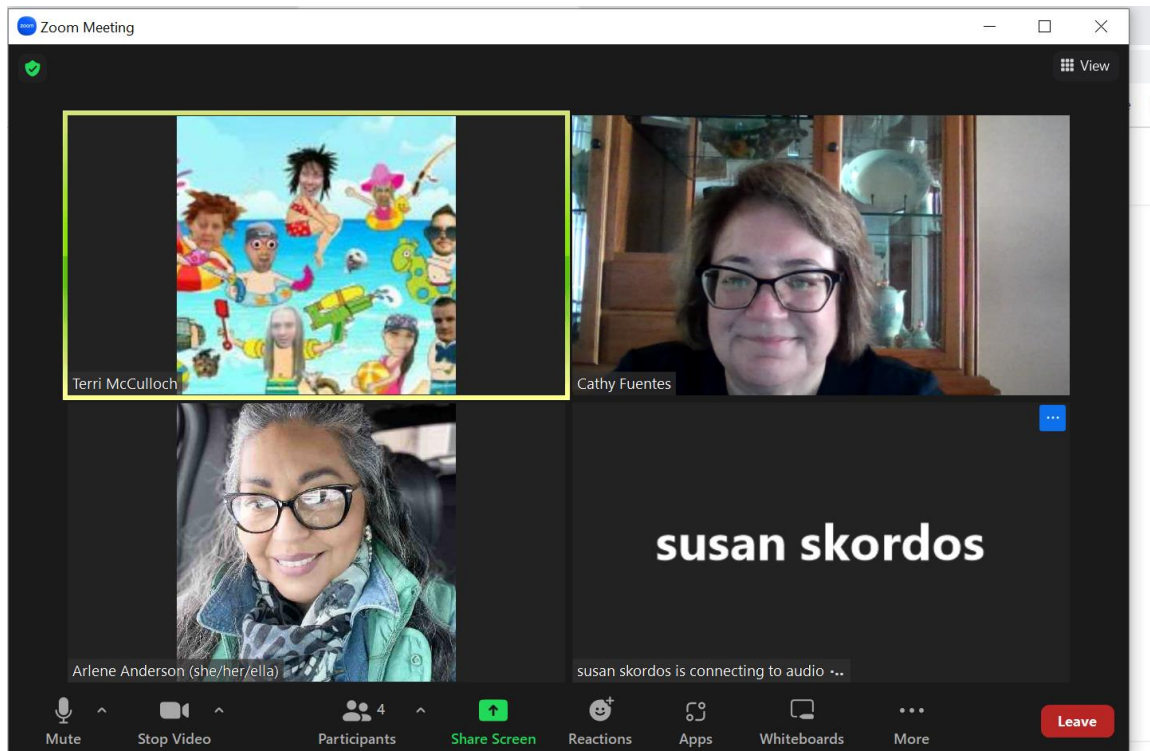
Citizen Advisory Committee (CAC) – March 16, 2023



Coalition of Resources (COR) – April 4, 2023



League of Women Voters – April 10, 2023



Appendix B – Budget

March 6, 2023		ANNUAL ACTION PLAN FY2024 BUDGET					
INCOME (SOURCES OF FUNDS)	TOTAL AMOUNT	CDBG	CDBG-CV	HOME	HOME ARP	HOME Match	Housing Fund
Entitlement	1,565,910	1,016,867		399,043			150,000
Program Income	1,557,949	1,019,253		422,093			116,602
Carryover	6,374,094	1,429,368	585,168	1,193,040	1,626,934	165,540	1,374,043
Tax Increment Housing Fund						150,000	-150,000
TOTAL	9,497,953	3,465,488	585,168	2,014,176	1,626,934	315,540	1,490,646

EXPENSES (USES OF FUNDS)	TOTAL AMOUNT	CDBG	CDBG-CV	HOME	HOME ARP	HOME Match	Housing Fund
PUBLIC IMPROVEMENTS							
Target Area Public Improvements	500,000	500,000					
PROGRAMS							
Own In Ogden	250,000			250,000			
Emergency Home Repair	40,000	40,000					
CHDO (Com. Housing Dev. Org.)	197,180			197,180			
Quality Neighborhoods	3,788,686	1,718,264		1,484,882		315,540	270,000
Home Exterior Loan Program (HELP)	1,220,646						1,220,646
Special Economic Dev Projects	100,000	100,000					
Small Business Loan Program	400,000	400,000					
Microenterprise Loan Program	300,000	300,000					
CV-Business Recovery Fund Micro	342,550		342,550				
CV-Business Recovery Fund Sm Jobs	158,197		158,197				
HOME ARP Allocation Plan	1,404,985				1,404,985		
Administration	795,708	407,224	84,421	82,114	221,949		
TOTAL	9,497,953	3,465,488	585,168	2,014,176	1,626,934	315,540	1,490,646

Appendix C - Priority Objectives, Programs and Goals Summary Matrix

Ogden City Five Year Consolidated Plan 2021-2025 AAP FY2024 Programs and Goals Matrix

Priority Objective 1: IMPROVE THE QUALITY AND INCREASE THE SUPPLY OF DECENT AFFORDABLE HOUSING

1.1 Quality Neighborhoods – Rehabilitate housing units and construction of new housing to upgrade existing housing stock to alleviate conditions of blight and provide quality and affordable housing opportunities.

The Quality Neighborhoods - Rehab/Resale Program is designed to be flexible to address the specific needs for revitalization of blocks located in Ogden, with specific priority in the NRSA. The City purchases vacant or dilapidated housing units, HOME and/or CDBG funds are used to rehabilitate the housing unit. Activities may be undertaken with private or nonprofit partners including CHDO partners. Eligible applicants for purchase are low-moderate income households (up to 80% of Area Median Income) who will qualify for purchase financing, and who will occupy the home as a primary residence. Homes are sold on a first come first served basis. Homes are priced to be affordable to low- to-moderate income households. NRSA regulations also provide for a limited amount of home buyers with incomes in excess of the low-moderate income limit to purchase Quality Neighborhoods rehabilitated homes.

1.2 Emergency Home Repair Program (EHRP) – Enable low-income homeowners to stay in their homes.

Description: The Emergency Home Repair Program improves the quality of housing units and extends the life of the properties while contributing to overall improvement of the neighborhood. The emergency assistance alleviates threatening conditions that could force the owner occupants into homelessness because of impending conditions such as electrical and plumbing hazards, failure of the heating system, fire hazards, structural failure, and/or natural disasters. The program is available to all program-qualified low-income (up to 50% Area Median Income) owner-occupied property owners within the city limits of Ogden. Maximum loan amount is \$5,000. Loans are due on transfer of ownership.

Priority Objective 1. Improve the quality and increase the supply of decent affordable housing			
#	Project / Program	Outcomes	Funding
1.1	Quality Neighborhoods Program: Alleviate conditions of blight and provide quality and affordable housing opportunities.	<ul style="list-style-type: none"> Rehabilitate and upgrade substandard housing units. Increase the number of decent, safe and affordable housing units in the NRSA. Improve the neighborhood by rehab of “troubled” properties. Create new quality housing options in the NRSA. 	<ul style="list-style-type: none"> HOME HOME Match CHDO CDBG Private resources leverage federal funds to develop affordable housing.
1.2	Emergency Home Repair Program: Enable homeowners to stay in their homes by loaning money for emergency home repairs.	<ul style="list-style-type: none"> Assistance to low-income residents through 0% interest, deferred payment emergency home rehabilitation loans. Improve quality and safety of housing units. Decrease the number of low income residents facing the threat of homelessness. Decrease the number of homeowners facing housing problems. 	<ul style="list-style-type: none"> CDBG

Priority Objective 1. Improve the quality and Increase the supply of quality, affordable housing							
#	Expected Units of Accomplishment	Year 1	Year 2	Year 3	Year 4	Year 5	Aggregate
1.1	Quality Neighborhoods: housing units improved	7	5	5	6	5	28
1.1	Quality Neighborhoods: # housing units newly constructed	1		1	1		3
1.2	Housing units assisted for emergency home repairs	5	5	5	5	5	25

Priority Objective #2 – EXPAND HOMEOWNERSHIP OPPORTUNITIES

2.1 Own in Ogden – Enable low- to-moderate-income families to buy a home.

The Own In Ogden program provides zero percent interest, deferred payment, due on transfer of ownership, down payment assistance loans to low- to-moderate-income (LMI) households (up to 80% of Area Median Income). The Own In Ogden Program promotes homeownership with the goal of stabilizing neighborhoods and improving housing, as more people move from renting to owning a home. To encourage successful homeownership experiences, the city requires homebuyers to attend a homebuyer education class. The objective of home ownership was identified as a high priority during the development of the ConPlan, along with the community support and high utilization of the program.

Priority Objective # 2 Expand homeownership opportunities			
#	Strategy	Outcome	Funding
2.1	Own In Ogden Program: Provide down payment assistance to low to moderate income families	<ul style="list-style-type: none"> Provide the down payment assistance needed for low to moderate income persons to buy a home. Increase homeownership in central Ogden. Support neighborhood revitalization through homeownership opportunities 	<ul style="list-style-type: none"> HOME Private resources

#	Expected units of Accomplishment	Year 1	Year 2	Year 3	Year 4	Year 5	Aggregate
2.1	Down payment assistance loans	50	45	45	20	45	205

Priority Objective #3 – IMPROVE THE SAFETY/APPEARANCE OF THE NEIGHBORHOOD

3.1 Target Area Public Improvements –Replacement of deteriorated public improvements in the public right of way, including streets, underground utilities, curbs/gutters, drive approaches, sidewalks, lighting, landscape, and trees. Locations will be in census tracts with predominantly low- to moderate-income households (LMI Census Tracts). While referring to the prioritized needs survey derived by the Ogden City Engineering Division, the primary focus will be on main local transportation corridors, and block faces where public improvements will coordinate with other targeted housing and neighborhood improvement initiatives. Special emphasis will be on the NRSA.

Priority Objective #3 Improve the Safety and Physical Appearance of Neighborhoods			
#	Strategy	Outcome/Long Term Goals	Funding
3.1	Target Area Public Improvements: Construct or improve deteriorating streets, curbs, infrastructure	<ul style="list-style-type: none"> • Improve the physical appearance of neighborhoods • Improve the quality of life for residents • Increase property values 	<ul style="list-style-type: none"> • CDBG

#	Expected Units of Accomplishment	Year 1	Year 2	Year 3	Year 4	Year 5	Aggregate
3.1	Public Improvement projects – people benefitting			4,705			4,705

Priority Objective #4 – CREATE GREATER ACCESS TO CAPITAL

Support Microenterprises by providing financial assistance to LMI microenterprise businesses owners.

4.1 Microenterprise Loan Program –Support Microenterprises by providing direct financial assistance and funding for technical assistance to LMI microenterprise business owners. Microenterprises is a business with five or fewer employees, at least one of which is the owner. Owners must be low- to-moderate income. The goal of the program is to be the conduit for access to capital and entrepreneurial success. Its strategic goal is to help reduce the number of failed businesses and increase the number of successful microenterprises in Ogden.

4.2 CV- Business Recovery Fund - Micro –Support Microenterprises by providing direct financial assistance to LMI microenterprise business owners to mitigate the impact of COVID-19 pandemic. Microenterprises is a business with five or fewer employees, at least one of which is the owner. Owners must be low- to-moderate income. The goal of the program is to be the conduit for access to capital and entrepreneurial success. Its strategic goal is to help reduce the number of failed businesses and increase the number of successful microenterprises in Ogden.

Priority Objective #4: Create Greater Access to Capital			
#	Strategy	Outcome	Funding
4.1	Microenterprise Loan Program: Provide direct financial assistance to LMI micro-enterprise owners to start-up or expand in Ogden.	<ul style="list-style-type: none"> • Increase the survival rate for microenterprises in Ogden • Attract more businesses to open in Ogden • Reduce the number of failed businesses • Support the struggling microenterprise. 	<ul style="list-style-type: none"> • CDBG • Leverage private resources
4.1 CV	CV-Business Recovery Fund - Micro: Provide direct financial assistance to LMI microenterprise owners to mitigate the impact of COVID-19.	<ul style="list-style-type: none"> • Increase the survival rate for microenterprises in Ogden • Support the microenterprise negatively impacted by COVID-19 pandemic • Reduce the number of failed businesses 	<ul style="list-style-type: none"> • CDBG-CV • Leverage private resources

#	Expected Units of accomplishments	Year 1	Year 2	Year 3	Year 4	Year 5	Aggregate
4.1	LMI Microenterprise owners assisted	10	5	5	10	5	35
4.1 CV	CV- Business Recovery Fund LMI Microenterprise owners assisted	10	5	5			20

Priority Objective #5 – STIMULATE ECONOMIC GROWTH

Increase economic opportunities through the creation or retention of permanent jobs, blight removal and business counseling and assistance.

5.1 Small Business Loan Program – Direct financial assistance to businesses

Direct financial assistance to for-profit businesses to create or retain permanent full-time jobs in Ogden City. Available citywide, with targeting to businesses in key industries and/or businesses located in the NRSA, airport, major corridors, Trackline EDA and the Business Depot of Ogden. This program helps reduce unemployment, increases Ogden's economic base, and attracts economic growth.

5.1 CV- Business Recovery Fund - Jobs – Direct financial assistance to businesses

Direct financial assistance to for-profit businesses to mitigate the impact of COVID-19, to address an urgent need and/or to create or retain permanent full-time jobs in Ogden City. Available citywide, this program helps reduce unemployment, increases Ogden's economic base, attracts economic growth and mitigates the impact of COVID-19.

5.2 Special Economic Development Projects (SEDP) – Support the expansion of Ogden City's economic base by developing underutilized properties, providing financial assistance, and/or job creation/retention or may assist businesses with loss of revenues as a result of COVID-19 or with capital or loan guarantees, or eliminate slums and blight or address an urgent need. The SEDP program is intended to facilitate and stimulate capital investment in Central Business District, main corridors, historic districts, distressed areas, the airport, Business Depot Ogden. Activities may be commercial or residential. Activity selection is designed to be flexible to address the specific needs for revitalization of specific target areas.

Priority Objective #6: Stimulate Economic Growth			
#	Strategy	Outcome	Funding
5.1	Small Business Loan Program: Direct financial assistance to for-profit businesses to create / retain permanent full-time jobs	<ul style="list-style-type: none"> • Reduce unemployment • Create / retain permanent jobs • Mitigate the impact of COVID-19 	<ul style="list-style-type: none"> • CDBG • CDBG-CV • Leverage private resources
5.1 CV	CV-Business Recovery Fund - jobs: Direct financial assistance to businesses that will create / retain jobs and mitigate the impact of COVID-19	<ul style="list-style-type: none"> • Increase the survival rate for businesses negatively impacted by COVID-19 • Assist businesses impacted by COVID-19 retain or create jobs. • Reduce unemployment • Address an urgent need 	<ul style="list-style-type: none"> • CDBG • CDBG-CV • Leverage private resources
5.2	SEDP: Expand Ogden's economic base through developing underutilized properties, job create and/or blight removal	<ul style="list-style-type: none"> • Create / retain permanent jobs • Remove of blight • Attract new businesses • Provide gap financing to support business success • Mitigate the impact of COVID-19 • Address an urgent need 	<ul style="list-style-type: none"> • CDBG • Leverage private resources

#	Expected Units of accomplishments	Year 1	Year 2	Year 3	Year 4	Year 5	Aggregate
5.1	Full-time Equivalent jobs created/retained	8	8	8	8	8	40
5.1 CV	CV-Business Recovery Fund - Jobs	10	5	5			20
5.2	SEDP Projects completed	1			1		2

NRSA GOALS

Annual Action Plan FY24– NRSA Goals

PROGRAMS AND PROJECTS July 1, 2022 – June 30, 2023	Year 4 Goal	Year 4 Goals in NRSA	Year 4 Goal % in NRSA
1.1 Quality Neighborhoods (HUD Asset Control Area): Housing units	6	5	83%
1.2 Emergency Home Repair: Housing units rehabilitated	5	4	80%
2.1 Own in Ogden Down Payment Assistance: Loans	20	16	80%
3.1 Target Area Public Improvements: People benefitting from project	4,705	4,705	100%
4.1 Microenterprise Loan Program	10	8	80%
4.1 CV-Business Recovery Fund for LMI Microenterprise assistance	5	4	80%
5.1 Small Business Loan Program: Full-time Jobs created/retained	8	6	75%
5.1 CV-Business Recovery Fund Program: Full-time Jobs created/retained	5	4	80%
5.3 Special Economic Development: Projects	1	1	100%

Five Year Consolidated Plan July 1, 2020 – June 30, 2025 – NRSA Goals

PROGRAMS AND PROJECTS 2021-2025	5 year GOAL	5 year Goal # in NRSA	5 year Goal % in NRSA
1.1 Quality Neighborhoods (HUD Asset Control Area): Housing units	28	25	90%
1.2 Emergency Home Repair: Housing units rehabilitated	25	20	80%
1.3 Infill Housing	12	9	75%
2.1 Own in Ogden Down Payment Assistance: Loans	205	164	80%
3.1 Target Area Public Improvements: Projects	2	2	100%
4.1 Microenterprise Loan Program	35	28	80%
4.1 CV-Business Recovery Fund for LMI Microenterprise assistance	20	16	80%
5.1 Small Business Loan Program: Full-time Jobs created/retained	40	30	75%
5.1 CV-Business Recovery Fund Program: Full-time Jobs created/retained	20	16	80%
5.3 Special Economic Development: Projects	2	1	50%

Appendix D - Housing Market Study

Local market analysis to determine HOME Affordable Homeownership Limits for Ogden City

June 21, 2022, Ogden city proposes a HOME Affordable Homeownership Limit for single-family housing units both existing and newly constructed be set at \$380,000. Methodology and data follow.

HOUSING MARKET SUMMARY

<u>Summary:</u>				
Housing Type	Date Range	Number of Sales	Median Value	95% Median
Single Family	2/1/22 - 4/30/22	346	400,000	380,000
Condominium	2/1/22 - 4/30/22	31	291,500	276,925
Manufactured	5/1/21 - 4/30/22	14	315,000	299,250
Duplex	5/1/21 - 4/30/22	70	400,000	380,000
Triplex	5/1/21 - 4/30/22	9	387,900	368,505
Fourplex	5/1/21 - 4/30/22	22	705,000	669,750

HOUSING MARKET STUDY - METHODOLOGY

- Analysis conducted according to 24 CFR 92.254(a)(iii)
- Objective: determine 95% of the median area purchase price for single family housing in Ogden
- Prices to be determined for different types of single-family housing
- Single Family Housing defined in 24CFR92.2 means a one-to four-family residence, condominium unit, cooperative unit, combination of manufactured housing and lot, or manufactured housing lot.
- Combined existing and newly constructed housing as new housing numbers are too low to be significant.
- Sales data reflects nearly all one-family house sales in Ogden. Source: Wasatch Front Regional Multiple Listing Service (MLS)
- Sales over the requisite number of months
 - Volume is less than 250 per month
 - Single Family & Condominium: Analysis over a 3-month reporting period, date range 3/1/22 – 5/31/22
 - Manufactured Housing, Duplex, Triplex, Fourplex: 1-year history May 2021 to May 2022 generates sufficient number of sales
- Sufficient number of recent housing sales. Refer to summary chart.
- Property Data
 - MLS#, Address, Property Type, Year Built, Sold Date, Sold Price
- Median Value for each housing type
 - MLS sold data sorted by housing type
 - Sales ranked from lowest sales price to highest
 - Median is the middle value if an odd number of sales, or the highest of the two middle numbers if and even number of sales.
 - Home Affordable Homeownership Limits. Calculate 95% of Median for each housing type.

SINGLE FAMILY

House Number	Street	Street Type	City	Tax ID	Property Type	Year Built	Status	Sold Date	Sold Price
142	2ND	ST	Ogden	12-076-0011	Single Family	1905	Sold	3/24/2022	100,000
543	LAKE ST.		Ogden	14-028-0014	Single Family	1940	Sold	3/10/2022	185,000
322	30TH	ST	Ogden	04-058-0011	Single Family	1906	Sold	4/19/2022	223,000
2722	H	AVE	Ogden	14-047-0026	Single Family	1951	Sold	3/28/2022	224,000
749	30TH	ST	Ogden	02-003-0015	Single Family	1899	Sold	3/28/2022	225,000
1721	LINCOLN	AVE	Ogden	03-029-0023	Single Family	1931	Sold	4/6/2022	230,000
936	39TH		Ogden	05-179-0142	Townhouse	1941	Sold	5/10/2022	245,500
210	30TH	ST	Ogden	04-065-0021	Single Family	1915	Sold	4/11/2022	248,000
142	2ND	ST	Ogden	12-076-0012	Single Family	1905	Sold	3/24/2022	250,000
775	1565		Ogden	11-124-0020	Townhouse	1971	Sold	3/8/2022	253,000
2265	MONROE	ST	Ogden	01-062-0008	Single Family	1882	Sold	5/5/2022	253,780
1015	22ND	ST	Ogden	02-037-0035	Single Family	1906	Sold	3/4/2022	263,200
239	PATTERSON	ST	Ogden	04-060-0062	Single Family	1930	Sold	3/22/2022	265,000
1458	1615		Ogden	13-185-0011	Townhouse	1984	Sold	5/17/2022	266,000
270	7TH	ST	Ogden	12-084-0012	Single Family	1955	Sold	3/16/2022	266,000
2314	JACKSON	AVE	Ogden	02-031-0030	Single Family	1914	Sold	5/16/2022	270,000
1701	1470		Ogden	13-188-0026	Townhouse	1986	Sold	3/29/2022	270,000
1304	MILLCREEK DR.		Ogden	13-142-0001	Townhouse	1970	Sold	3/11/2022	270,000
2025	LIBERTY	AVE	Ogden	01-065-0028	Single Family	1892	Sold	5/27/2022	275,000
1680	1475		Ogden	13-188-0020	Townhouse	1986	Sold	4/26/2022	275,000
1043	QUINCY	AVE	Ogden	11-068-0025	Single Family	1962	Sold	4/5/2022	281,000
1080	34TH		Ogden	05-042-0011	Single Family	1915	Sold	3/7/2022	282,000
435	HARROP	ST	Ogden	12-069-0031	Single Family	1943	Sold	5/13/2022	284,250
190	17TH	ST	Ogden	12-124-0038	Single Family	1942	Sold	5/9/2022	285,000
821	DOXEY	ST	Ogden	14-053-0027	Single Family	1955	Sold	4/15/2022	285,000
1198	4400		Ogden	08-401-0017	Townhouse	1972	Sold	3/30/2022	289,000
643	24TH	ST	Ogden	14-025-0001	Single Family	1923	Sold	5/18/2022	290,000
3745	FOWLER	AVE	Ogden	05-074-0016	Single Family	1953	Sold	5/16/2022	290,000
1438	CANYON	RD	Ogden	13-072-0074	Single Family	1940	Sold	4/13/2022	290,000
601	CHESTER	ST	Ogden	12-052-0059	Single Family	1917	Sold	4/1/2022	290,000
1575	TYLER	AVE	Ogden	13-144-0046	Townhouse	1973	Sold	4/1/2022	291,000
228	30TH	ST	Ogden	04-065-0018	Single Family	1912	Sold	5/25/2022	295,000
637	32ND	ST	Ogden	05-059-0006	Single Family	1953	Sold	5/6/2022	295,000
3456	ECCLES	AVE	Ogden	05-044-0009	Single Family	1939	Sold	3/21/2022	295,000
621	24TH	ST	Ogden	14-132-0001	Single Family	2001	Sold	3/14/2022	295,000
823	760		Ogden	11-282-0015	Townhouse	1999	Sold	5/4/2022	296,500
1121	GOODYEAR	AVE	Ogden	11-430-0015	Single Family	1953	Sold	3/4/2022	300,000
2054	ORCHARD	AVE	Ogden	01-046-0009	Single Family	1905	Sold	3/3/2022	300,000
665	KERSHAW	ST	Ogden	04-034-0022	Single Family	1922	Sold	4/12/2022	301,000
2139	TAYLOR	AVE	Ogden	13-117-0012	Single Family	1955	Sold	3/3/2022	305,000
1053	SARA	LN	Ogden	13-218-0036	Townhouse	2001	Sold	3/25/2022	307,000
1728	LINCOLN	AVE	Ogden	03-030-0005	Single Family	1924	Sold	5/31/2022	310,000
1113	COUNTRY HILLS #H3		Ogden	06-195-0033	Townhouse	1987	Sold	5/20/2022	310,000
941	21ST	ST	Ogden	02-039-0050	Single Family	1948	Sold	5/13/2022	310,000
1681	CANYONWOODS	DR	Ogden	13-217-0006	Townhouse	2000	Sold	4/6/2022	310,000
793	CAPITOL		Ogden	14-021-0015	Single Family	1952	Sold	3/14/2022	310,000
637	1100		Ogden	11-048-0015	Single Family	1959	Sold	3/11/2022	311,000
214	OGDEN	CYN	Ogden	13-154-0004	Twin	1967	Sold	3/1/2022	311,000
526	24TH	ST	Ogden	14-015-0011	Single Family	1916	Sold	3/15/2022	312,500
2860	PINGREE	AVE	Ogden	04-042-0014	Single Family	1999	Sold	5/11/2022	313,777
1554	MONROE	BLVD	Ogden	13-162-0009	Townhouse	1979	Sold	4/28/2022	315,000
1120	HARROP	ST	Ogden	12-020-0004	Single Family	1942	Sold	4/12/2022	315,000
3215	OGDEN	AVE	Ogden	04-030-0038	Single Family	1907	Sold	3/21/2022	315,000
1362	FILLMORE		Ogden	13-156-0010	Single Family	1995	Sold	3/1/2022	315,000
374	BROOKDALE	CIR	Ogden	11-192-0024	Single Family	1994	Sold	3/17/2022	316,000
904	1100		Ogden	11-069-0027	Single Family	1962	Sold	3/23/2022	316,552
331	HARRISON	BLVD	Ogden	11-074-0006	Single Family	1951	Sold	3/3/2022	317,000
360	13TH	ST	Ogden	12-112-0003	Single Family	1942	Sold	4/8/2022	318,000
729	CAHOON	ST	Ogden	14-019-0012	Single Family	1935	Sold	4/18/2022	320,000
3232	PORTER	AVE	Ogden	05-060-0019	Single Family	1912	Sold	4/6/2022	320,000
153	30TH	ST	Ogden	04-061-0058	Single Family	1887	Sold	5/13/2022	320,100
564	CANYON	RD	Ogden	02-054-0015	Single Family	1916	Sold	3/29/2022	323,000
1841	HARRISON	BLVD	Ogden	14-001-0003	Single Family	1951	Sold	4/21/2022	323,500
566	36TH	ST	Ogden	05-097-0046	Single Family	1946	Sold	5/27/2022	325,000
3416	ADAMS	AVE	Ogden	05-096-0003	Single Family	1924	Sold	4/22/2022	325,000
688	CANFIELD	DR	Ogden	11-010-0059	Single Family	1969	Sold	4/15/2022	325,000

SINGLE FAMILY

852	27TH	ST	Ogden	01-051-0010	Single Family	1912	Sold	4/12/2022	325,000
244	2ND	ST	Ogden	12-075-0058	Single Family	1946	Sold	4/7/2022	325,000
1070	5TH	ST	Ogden	12-042-0018	Single Family	1957	Sold	3/9/2022	325,000
339	DOWNS	DR	Ogden	12-149-0001	Single Family	1999	Sold	3/21/2022	326,000
879	25TH	ST	Ogden	01-056-0040	Single Family	1915	Sold	4/20/2022	326,500
859	JEFFERSON	AVE	Ogden	11-056-0020	Single Family	1959	Sold	5/24/2022	330,000
2789	GETTYSBURG	WAY	Ogden	01-087-0001	Townhouse	1998	Sold	5/20/2022	330,000
254	7TH	ST	Ogden	12-091-0045	Single Family	1958	Sold	5/18/2022	330,000
157	2ND	ST	Ogden	12-071-0002	Single Family	1952	Sold	4/1/2022	330,000
576	35TH	ST	Ogden	05-096-0020	Single Family	1948	Sold	3/31/2022	330,000
1626	CHILDS	AVE	Ogden	03-020-0017	Single Family	1923	Sold	3/18/2022	330,000
1313	LIBERTY	AVE	Ogden	13-028-0019	Single Family	1942	Sold	3/4/2022	330,000
117	BINFORD	ST	Ogden	01-007-0018	Single Family	1903	Sold	3/2/2022	330,000
819	27TH	ST	Ogden	01-048-0034	Single Family	1908	Sold	5/2/2022	334,000
323	32ND	ST	Ogden	04-038-0009	Single Family	1910	Sold	5/18/2022	335,000
3570	JEFFERSON	AVE	Ogden	05-062-0047	Single Family	1921	Sold	5/19/2022	338,500
750	PATTERSON		Ogden	02-003-0012	Single Family	1908	Sold	4/21/2022	338,900
2511	B	AVE	Ogden	14-027-0013	Single Family	1943	Sold	3/25/2022	339,000
3170	PORTER	AVE	Ogden	04-024-0021	Single Family	1912	Sold	5/27/2022	340,000
2887	GRANT	AVE	Ogden	04-064-0004	Single Family	1907	Sold	4/25/2022	340,000
2074	ADAMS AVE.		Ogden	01-045-0015	Single Family	1893	Sold	4/19/2022	340,000
2854	LIBERTY	AVE	Ogden	02-012-0024	Single Family	1947	Sold	4/12/2022	340,000
529	7TH		Ogden	12-053-0002	Single Family	1921	Sold	3/17/2022	340,000
1061	23RD	ST	Ogden	02-031-0039	Single Family	1948	Sold	3/11/2022	341,000
505	13TH	ST	Ogden	13-036-0041	Single Family	1932	Sold	5/13/2022	343,000
1863	HARRISON	BLVD	Ogden	14-001-0006	Single Family	1943	Sold	3/2/2022	343,000
600	LINCOLN	AVE	Ogden	12-084-0042	Single Family	1902	Sold	3/25/2022	344,500
2663	MADISON	AVE	Ogden	01-012-0003	Single Family	1896	Sold	3/29/2022	345,000
784	32ND	ST	Ogden	14-056-0014	Single Family	1940	Sold	4/15/2022	348,500
1110	SOUTHWELL	ST	Ogden	11-075-0027	Single Family	1951	Sold	5/31/2022	350,000
3460	GRANT	AVE	Ogden	05-118-0024	Single Family	1921	Sold	5/12/2022	350,000
572	28TH	ST	Ogden	01-002-0061	Single Family	1929	Sold	5/9/2022	350,000
3246	STEPHENS		Ogden	04-049-0026	Single Family	1912	Sold	4/22/2022	350,000
517	7TH	ST	Ogden	12-053-0004	Single Family	1913	Sold	4/22/2022	350,000
362	BROADMOOR	AVE	Ogden	11-192-0004	Single Family	1987	Sold	4/16/2022	350,000
426	GRANT	AVE	Ogden	12-081-0024	Single Family	1937	Sold	4/8/2022	350,000
2457	A	AVE	Ogden	14-024-0010	Single Family	1941	Sold	4/8/2022	350,000
224	PINGREE	AVE	Ogden	12-071-0008	Single Family	1953	Sold	4/7/2022	350,000
735	SIMORON		Ogden	11-119-0025	Single Family	1959	Sold	3/28/2022	350,000
1682	FOWLER	AVE	Ogden	13-040-0023	Single Family	1947	Sold	3/24/2022	350,000
2538	QUINCY	AVE	Ogden	02-022-0027	Single Family	1897	Sold	3/18/2022	350,000
660	DARLING		Ogden	04-033-0014	Single Family	1953	Sold	3/9/2022	350,000
1417	OGDEN	AVE	Ogden	11-012-0011	Single Family	1968	Sold	5/12/2022	351,000
984	MONROE	BLVD	Ogden	11-054-0011	Single Family	1959	Sold	5/23/2022	355,000
2337	CUSTER	AVE	Ogden	02-068-0010	Single Family	1924	Sold	5/12/2022	355,000
910	FILLMORE	AVE	Ogden	13-050-0013	Single Family	1985	Sold	5/11/2022	355,000
1056	MADISON	AVE	Ogden	11-049-0017	Single Family	1959	Sold	4/22/2022	355,000
2173	QUINCY		Ogden	01-064-0003	Single Family	1926	Sold	3/21/2022	355,000
249	33RD ST	ST	Ogden	05-114-0010	Single Family	1903	Sold	3/17/2022	356,000
1113	JEFFERSON AVE	AVE	Ogden	13-022-0026	Single Family	1942	Sold	5/25/2022	357,000
937	MELODY	LN	Ogden	12-032-0020	Single Family	1957	Sold	4/17/2022	357,500
548	BRINKER	AVE	Ogden	12-043-0014	Single Family	1957	Sold	5/2/2022	360,000
780	HEALY		Ogden	14-057-0012	Single Family	1941	Sold	4/20/2022	360,000
1754	CHILDS	AVE	Ogden	03-030-0032	Single Family	1925	Sold	3/16/2022	360,000
125	4900		Ogden	07-515-0010	Townhouse	2001	Sold	3/11/2022	360,000
1364	HARROP	ST	Ogden	11-112-0009	Single Family	1950	Sold	3/9/2022	360,000
2575	JACKSON	AVE	Ogden	02-022-0003	Single Family	1921	Sold	4/14/2022	363,000
133	7	ST	Ogden	12-093-0008	Single Family	1948	Sold	5/11/2022	365,000
824	CROSS	ST	Ogden	13-016-0005	Single Family	1961	Sold	5/11/2022	365,000
960	30TH	ST	Ogden	02-005-0045	Single Family	1946	Sold	4/26/2022	365,000
350	13TH	ST	Ogden	12-112-0004	Single Family	1925	Sold	4/15/2022	365,000
1701	1450		Ogden	13-188-0033	Townhouse	1987	Sold	4/12/2022	365,000
1105	26TH	ST	Ogden	02-019-0031	Single Family	1945	Sold	4/4/2022	365,000
576	4TH		Ogden	12-026-0027	Single Family	1928	Sold	3/31/2022	365,000
2168	TYLER	AVE	Ogden	13-120-0003	Single Family	1920	Sold	3/30/2022	365,000
2344	ECCLES	AVE	Ogden	02-031-0056	Single Family	1922	Sold	3/24/2022	365,000
556	5TH	ST	Ogden	12-047-0009	Single Family	1950	Sold	3/21/2022	365,000

SINGLE FAMILY

882	CLOVER	CIR	Ogden	12-144-0026	Single Family	1986	Sold	3/1/2022	365,000	
216	ECCLES		Ogden	11-075-0033	Single Family	1951	Sold	5/26/2022	366,000	
2925	ADAMS	AVE	Ogden	04-027-0016	Single Family	1890	Sold	3/31/2022	366,000	
652	PLUM CREEK	LN	Ogden	12-277-0002	Townhouse	2022	Sold	3/2/2022	368,000	
2972	JACKSON	AVE	Ogden	02-006-0032	Single Family	1976	Sold	4/12/2022	369,000	
1022	27TH		Ogden	02-020-0045	Single Family	1916	Sold	3/17/2022	369,000	
1029	RANCHO	BLVD	Ogden	12-011-0022	Single Family	1954	Sold	5/25/2022	370,000	
1065	SUNCREST	DR	Ogden	12-040-0033	Single Family	1954	Sold	4/29/2022	370,000	
553	4TH	ST	Ogden	12-026-0036	Single Family	1930	Sold	4/21/2022	370,000	
1014	SOUTHWELL		Ogden	11-076-0022	Single Family	1951	Sold	4/20/2022	370,000	
1721	DOXEY	ST	Ogden	14-081-0022	Single Family	1936	Sold	3/1/2022	370,000	
730	675		Ogden	11-064-0012	Single Family	1960	Sold	3/2/2022	372,000	
3457	QUINCY		Ogden	05-046-0006	Single Family	1950	Sold	3/11/2022	373,500	
437	16TH		Ogden	02-053-0007	Single Family	1904	Sold	4/1/2022	374,000	
3433	ADAMS	AVE	Ogden	05-115-0024	Single Family	1951	Sold	5/19/2022	375,000	
212	15TH	ST	Ogden	03-022-0016	Single Family	1927	Sold	3/18/2022	375,000	
1130	CAPITOL		Ogden	02-027-0020	Single Family	1911	Sold	5/4/2022	376,500	
510	MONROE	BLVD	Ogden	11-065-0006	Single Family	1960	Sold	5/20/2022	378,000	
640	NORTH	ST	Ogden	11-350-0031	Single Family	2008	Sold	3/15/2022	378,000	
988	36TH	ST	Ogden	05-048-0053	Single Family	1951	Sold	4/14/2022	380,000	
1361	25TH	ST	Ogden	13-091-0009	Single Family	1917	Sold	4/12/2022	380,000	
2304	TYLER	AVE	Ogden	02-068-0001	Single Family	1940	Sold	3/17/2022	380,000	
2006	JEFFERSON	AVE	Ogden	01-047-0004	Single Family	1930	Sold	3/10/2022	380,000	
1025	HISLOP	DR	Ogden	13-048-0004	Single Family	1955	Sold	5/24/2022	385,000	
936	VITT	DR	Ogden	12-015-0009	Single Family	1956	Sold	5/4/2022	385,000	
2624	ECCLES	AVE	Ogden	02-020-0005	Single Family	1948	Sold	4/15/2022	385,000	
634	KERSHAW	ST	Ogden	04-034-0041	Single Family	1920	Sold	4/15/2022	385,000	
548	6TH	AVE	Ogden	12-131-0002	Single Family	1975	Sold	4/15/2022	387,900	
852	CANYON	RD	Ogden	02-057-0023	Single Family	1941	Sold	4/27/2022	390,000	
848	1400		Ogden	11-257-0016	Single Family	1999	Sold	4/11/2022	390,000	
1047	OAK	ST	Ogden	14-008-0007	Single Family	1924	Sold	4/7/2022	390,000	
316	1850		Ogden	11-426-0015	Townhouse	2019	Sold	3/22/2022	390,000	
123	OAKS	DR	Ogden	12-150-0022	Single Family	1998	Sold	3/14/2022	392,000	
383	WALL	AVE	Ogden	11-043-0012	Single Family	1951	Sold	3/18/2022	394,000	
1080	SOUTHWELL	ST	Ogden	11-075-0029	Single Family	1955	Sold	5/26/2022	395,000	
603	ADAMS	AVE	Ogden	11-176-0001	Single Family	1980	Sold	3/18/2022	395,000	
733	28TH	ST	Ogden	02-065-0013	Single Family	1923	Sold	3/14/2022	395,000	
3210	ADAMS	AVE	Ogden	05-060-0072	Single Family	1921	Sold	3/23/2022	398,000	
2750	QUINCY	AVE	Ogden	02-013-0035	Single Family	1924	Sold	4/11/2022	399,000	
451	875		Ogden	11-234-0011	Single Family	1996	Sold	5/27/2022	400,000	
3462	ECCLES	AVE	Ogden	05-044-0049	Single Family	1951	Sold	5/23/2022	400,000	Median
979	JEFFERSON	AVE	Ogden	13-025-0005	Single Family	1938	Sold	4/26/2022	400,000	
1021	925		Ogden	11-068-0050	Single Family	1978	Sold	3/28/2022	400,000	
1221	775		Ogden	13-030-0001	Single Family	1963	Sold	3/28/2022	400,000	
355	PARRY	ST	Ogden	03-017-0035	Single Family	2017	Sold	3/23/2022	400,000	
3555	ADAMS	AVE	Ogden	05-117-0049	Single Family	1918	Sold	3/15/2022	400,000	
724	2ND		Ogden	12-029-0009	Single Family	1951	Sold	3/11/2022	400,000	
2331	TYLER	AVE	Ogden	02-033-0052	Single Family	1922	Sold	3/1/2022	400,000	
138	OAKS	DR	Ogden	12-150-0014	Single Family	1998	Sold	5/25/2022	401,000	
1187	LIBERTY AVE.	AVE	Ogden	11-161-0022	Single Family	1985	Sold	4/1/2022	401,000	
654	32ND	ST	Ogden	04-020-0021	Single Family	1950	Sold	3/18/2022	401,000	
2263	TYLER	AVE	Ogden	02-034-0003	Single Family	1942	Sold	5/12/2022	402,000	
843	22ND	ST	Ogden	01-063-0051	Single Family	1913	Sold	3/24/2022	402,000	
3825	ADAMS	AVE	Ogden	05-131-0025	Single Family	1924	Sold	4/22/2022	402,100	
1104	23RD	ST	Ogden	02-036-0014	Single Family	1927	Sold	5/27/2022	403,000	
2240	LORIN	CIR	Ogden	02-077-0006	Single Family	1994	Sold	3/23/2022	403,000	
1411	SUNVIEW	DR	Ogden	13-068-0006	Single Family	1961	Sold	5/13/2022	405,000	
316	CROSS	ST	Ogden	12-109-0028	Single Family	1940	Sold	5/3/2022	405,000	
1259	450		Ogden	11-432-0002	Townhouse	2020	Sold	4/22/2022	405,000	
1190	QUINCY	AVE	Ogden	11-190-0004	Single Family	1981	Sold	4/4/2022	405,000	
772	ROBINS	AVE	Ogden	11-117-0008	Single Family	1952	Sold	3/21/2022	405,000	
178	MEADOW VIEW	DR	Ogden	12-145-0011	Single Family	1993	Sold	3/28/2022	406,000	
342	MEADOWBROOK	DR	Ogden	12-146-0014	Single Family	1996	Sold	3/22/2022	406,000	
973	5TH	ST	Ogden	12-038-0008	Single Family	1972	Sold	3/2/2022	406,000	
974	QUINCY AVE		Ogden	11-068-0043	Single Family	1997	Sold	3/25/2022	407,000	
752	5TH	ST	Ogden	12-045-0005	Single Family	1960	Sold	4/27/2022	407,500	
1309	LIBERTY		Ogden	13-028-0021	Single Family	1941	Sold	5/10/2022	409,300	

SINGLE FAMILY

1629	1165		Ogden	13-232-0011	Townhouse	2008	Sold	3/30/2022	409,900
563	MADISON	AVE	Ogden	11-063-0032	Single Family	1960	Sold	5/20/2022	410,000
458	LIBERTY	AVE	Ogden	11-334-0001	Single Family	2003	Sold	5/13/2022	410,000
1571	7TH	ST	Ogden	11-106-0006	Single Family	1965	Sold	4/25/2022	410,000
348	MEADOW BROOK	DR	Ogden	12-146-0015	Single Family	1996	Sold	4/4/2022	410,000
2573	FOWLER AVE	AVE	Ogden	02-022-0017	Single Family	1908	Sold	4/16/2022	411,000
819	1100		Ogden	11-069-0010	Single Family	1962	Sold	5/11/2022	412,000
560	DOWNS	DR	Ogden	12-147-0026	Single Family	1995	Sold	5/17/2022	412,500
633	33RD	ST	Ogden	05-094-0012	Single Family	1956	Sold	5/26/2022	415,000
510	CANYON	RD	Ogden	02-054-0005	Single Family	1922	Sold	5/12/2022	415,000
3158	ADAMS	AVE	Ogden	04-024-0054	Single Family	1917	Sold	4/8/2022	415,000
3317	ADAMS	AVE	Ogden	05-108-0033	Single Family	1960	Sold	3/23/2022	415,000
2078	CUSTER	AVE	Ogden	13-115-0004	Single Family	1996	Sold	3/22/2022	416,000
1418	BOUGHTON		Ogden	05-013-0015	Single Family	1953	Sold	4/25/2022	418,000
781	650		Ogden	12-134-0017	Single Family	1979	Sold	3/14/2022	419,000
1053	DOUGLAS	ST	Ogden	12-007-0012	Single Family	1956	Sold	5/23/2022	420,000
828	TAYLOR	AVE	Ogden	11-119-0006	Single Family	1953	Sold	4/13/2022	420,000
2210	QUINCY		Ogden	02-038-0028	Single Family	1928	Sold	4/4/2022	420,000
912	760		Ogden	11-259-0014	Single Family	2002	Sold	4/1/2022	420,000
510	HIDDEN	CV	Ogden	11-281-0016	Single Family	2001	Sold	3/23/2022	420,000
2065	CUSTER		Ogden	13-121-0006	Single Family	1960	Sold	3/3/2022	420,000
1421	1250		Ogden	13-139-0010	Single Family	1973	Sold	5/3/2022	421,000
713	1350		Ogden	11-010-0032	Single Family	1970	Sold	4/4/2022	422,000
1568	11TH	ST	Ogden	13-055-0003	Single Family	1965	Sold	3/30/2022	422,200
1120	21	ST	Ogden	14-006-0051	Single Family	1930	Sold	5/24/2022	422,400
660	JACKSON	AVE	Ogden	11-171-0001	Single Family	1979	Sold	3/14/2022	422,500
977	975		Ogden	11-152-0003	Single Family	1979	Sold	5/17/2022	423,000
902	27TH	ST	Ogden	02-021-0001	Single Family	1916	Sold	3/18/2022	424,000
2510	140		Ogden	01-091-0036	Townhouse	2003	Sold	5/10/2022	424,900
1220	28TH		Ogden	14-089-0054	Single Family	1927	Sold	5/21/2022	425,000
1981	1850		Ogden	13-084-0016	Single Family	1960	Sold	5/16/2022	425,000
2850	FOWLER	AVE	Ogden	02-010-0040	Single Family	1922	Sold	5/13/2022	425,000
861	1375		Ogden	11-257-0005	Single Family	1999	Sold	5/9/2022	425,000
1146	1640		Ogden	13-232-0013	Townhouse	2008	Sold	5/5/2022	425,000
1452	28TH	ST	Ogden	02-073-0021	Single Family	1937	Sold	5/4/2022	425,000
2023	TYLER VIEW	WAY	Ogden	13-234-0006	Townhouse	2010	Sold	5/2/2022	425,000
446	MEADOWBROOK	DR	Ogden	12-162-0013	Single Family	2004	Sold	3/17/2022	426,000
2355	CUSTER		Ogden	02-068-0028	Single Family	1940	Sold	4/25/2022	427,100
816	JACKSON	AVE	Ogden	11-159-0015	Single Family	1979	Sold	5/18/2022	429,900
1280	GRAMERCY	AVE	Ogden	11-163-0016	Single Family	1986	Sold	3/18/2022	430,000
821	650		Ogden	12-134-0008	Single Family	1978	Sold	5/11/2022	431,000
2911	TAYLOR	AVE	Ogden	14-101-0012	Single Family	1941	Sold	3/30/2022	432,000
988	COLDWATER WAY		Ogden	11-294-0011	Single Family	2000	Sold	5/23/2022	435,000
544	RIDGE PLACE	DR	Ogden	11-388-0001	Single Family	2009	Sold	4/28/2022	436,100
3344	JACKSON	AVE	Ogden	05-041-0045	Single Family	1955	Sold	5/12/2022	437,500
440	MEADOWBROOK	DR	Ogden	12-162-0014	Single Family	2003	Sold	5/3/2022	439,900
637	500		Ogden	11-298-0013	Single Family	2003	Sold	5/31/2022	440,000
2826	POLK	AVE	Ogden	14-092-0007	Single Family	1940	Sold	5/6/2022	440,000
815	DILLON	DR	Ogden	11-182-0002	Single Family	1992	Sold	3/3/2022	440,000
688	425		Ogden	12-182-0003	Single Family	2004	Sold	4/4/2022	440,500
1315	26TH	ST	Ogden	02-017-0014	Single Family	1948	Sold	4/15/2022	444,100
372	OLD SPRINGS	RD	Ogden	12-224-0010	Single Family	2008	Sold	3/31/2022	445,000
1955	BIRCH	CV	Ogden	03-053-0001	Townhouse	2017	Sold	3/3/2022	445,000
102	CENTURY	DR	Ogden	12-213-0011	Single Family	2006	Sold	5/31/2022	446,000
522	34TH	ST	Ogden	05-093-0011	Single Family	1950	Sold	3/1/2022	448,000
2421	TYLER	AVE	Ogden	02-026-0035	Single Family	1917	Sold	5/12/2022	449,000
1644	1350		Ogden	13-160-0008	Single Family	1984	Sold	5/13/2022	450,000
840	3950		Ogden	06-256-0007	Single Family	1999	Sold	4/29/2022	450,000
2369	VAN BUREN	AVE	Ogden	02-031-0060	Single Family	1912	Sold	4/8/2022	450,000
3635	GRAMERCY	AVE	Ogden	05-081-0022	Single Family	1953	Sold	5/9/2022	451,000
1318	23RD	ST	Ogden	02-066-0004	Single Family	1941	Sold	3/31/2022	451,200
1323	FOWLER	AVE	Ogden	11-240-0001	Single Family	1999	Sold	5/12/2022	455,000
1042	ALLEN PEAK	CIR	Ogden	11-332-0009	Single Family	2003	Sold	3/28/2022	455,000
1523	36TH	ST	Ogden	05-023-0010	Single Family	1952	Sold	5/27/2022	460,000
271	360		Ogden	11-368-0014	Single Family	2007	Sold	5/17/2022	460,000
936	6TH		Ogden	12-130-0011	Single Family	1978	Sold	5/2/2022	460,000
1115	21ST	ST	Ogden	14-009-0003	Single Family	1940	Sold	3/24/2022	460,000

SINGLE FAMILY

2383	7875		Ogden	13-127-0023	Single Family	1985	Sold	5/25/2022	465,000
924	CANFIELD	DR	Ogden	11-277-0015	Single Family	1999	Sold	3/23/2022	465,000
1119	NEW YORK	AVE	Ogden	11-197-0003	Single Family	1985	Sold	3/15/2022	465,000
117	WEST GATE	LN	Ogden	12-226-0023	Single Family	2008	Sold	5/31/2022	467,000
236	OGDEN	CYN	Ogden	13-154-0012	Twin	1967	Sold	3/30/2022	469,000
3715	BRINKER		Ogden	05-071-0018	Single Family	1956	Sold	4/15/2022	469,900
4630	1100		Ogden	06-158-0001	Single Family	1978	Sold	4/18/2022	470,000
824	29TH	ST	Ogden	02-011-0019	Single Family	1940	Sold	4/1/2022	471,000
1548	CAHOON	ST	Ogden	13-093-0010	Single Family	1950	Sold	5/3/2022	475,000
1376	36TH		Ogden	05-010-0018	Single Family	1950	Sold	5/2/2022	475,000
1578	11TH	ST	Ogden	13-055-0001	Single Family	1965	Sold	3/25/2022	475,000
4048	VAN BUREN		Ogden	06-076-0034	Single Family	1956	Sold	3/16/2022	475,000
1041	HARROP	ST	Ogden	12-042-0027	Single Family	1958	Sold	3/31/2022	477,500
863	HARRISON	BLVD	Ogden	11-341-0001	Single Family	2005	Sold	4/29/2022	478,000
4065	VAN BUREN	AVE	Ogden	06-076-0022	Single Family	1957	Sold	3/4/2022	478,500
992	1150		Ogden	11-241-0025	Single Family	2002	Sold	4/12/2022	480,000
1045	HENDERSON		Ogden	13-012-0006	Single Family	1963	Sold	4/5/2022	480,000
652	ORCHARD	AVE	Ogden	11-226-0009	Single Family	1997	Sold	4/1/2022	480,000
1650	21ST		Ogden	13-104-0007	Single Family	1951	Sold	3/23/2022	480,000
1134	CAPITOL	ST	Ogden	02-027-0019	Single Family	1911	Sold	3/8/2022	481,000
1586	12	ST	Ogden	13-055-0011	Single Family	1967	Sold	4/19/2022	482,000
5749	WEBER	DR	Ogden	07-078-0021	Single Family	1970	Sold	3/15/2022	482,000
1629	13TH	ST	Ogden	13-147-0001	Single Family	1978	Sold	3/14/2022	484,000
4870	SUNSET	LN	Ogden	07-023-0003	Single Family	1955	Sold	3/1/2022	484,000
258	TAYLOR	AVE	Ogden	11-095-0002	Single Family	1962	Sold	5/6/2022	485,000
1185	MOUNTAIN	RD	Ogden	11-242-0003	Single Family	1998	Sold	4/21/2022	485,000
337	INDIAN CAMP	RD	Ogden	12-254-0023	Single Family	2015	Sold	4/21/2022	485,000
1753	BINFORD	ST	Ogden	14-078-0022	Single Family	1946	Sold	5/2/2022	487,000
3577	ECCLES	AVE	Ogden	05-048-0056	Single Family	1950	Sold	5/17/2022	490,000
3120	TYLER	AVE	Ogden	14-069-0012	Single Family	1949	Sold	4/28/2022	495,000
831	JACKSON	AVE	Ogden	11-199-0007	Single Family	1996	Sold	4/22/2022	495,000
522	22 ND STREET	ST	Ogden	01-117-0012	Single Family	2018	Sold	4/7/2022	495,000
893	MELODY	LN	Ogden	12-032-0016	Single Family	1960	Sold	4/15/2022	500,000
1242	MARILYN	DR	Ogden	14-089-0021	Single Family	1959	Sold	5/31/2022	501,000
1444	24TH	ST	Ogden	13-096-0039	Single Family	1913	Sold	3/31/2022	502,500
542	QUINCY	AVE	Ogden	11-333-0025	Single Family	2003	Sold	4/21/2022	505,000
1625	1250		Ogden	13-152-0017	Single Family	1982	Sold	3/11/2022	505,000
1002	1150		Ogden	11-241-0026	Single Family	1999	Sold	4/28/2022	515,000
1636	APACHE	WAY	Ogden	07-140-0018	Single Family	1973	Sold	5/4/2022	521,000
864	TAYLOR	AVE	Ogden	11-119-0002	Single Family	1953	Sold	5/26/2022	526,000
1131	16TH	ST	Ogden	13-039-0017	Single Family	1950	Sold	3/31/2022	529,000
2304	FILLMORE		Ogden	13-100-0043	Single Family	1951	Sold	3/21/2022	539,000
317	PINGREE	AVE	Ogden	12-071-0025	Single Family	1953	Sold	3/10/2022	550,000
1366	30TH	ST	Ogden	14-099-0031	Single Family	1951	Sold	4/8/2022	550,500
1395	16TH	ST	Ogden	13-145-0008	Single Family	1995	Sold	4/14/2022	551,000
1402	BLACK MOUNTAIN	DR	Ogden	11-324-0008	Single Family	2002	Sold	3/25/2022	553,000
1769	BINFORD	ST	Ogden	14-078-0020	Single Family	1941	Sold	4/20/2022	555,000
878	24TH	ST	Ogden	01-060-0003	Single Family	1908	Sold	4/19/2022	555,000
1363	KERSHAW	ST	Ogden	14-091-0035	Single Family	1944	Sold	5/12/2022	560,000
1420	CANYON	RD	Ogden	13-072-0073	Single Family	1924	Sold	4/1/2022	560,000
1723	CAPITOL		Ogden	13-128-0027	Single Family	1950	Sold	4/15/2022	570,000
531	SIMORON	1500	Ogden	11-109-0006	Single Family	2007	Sold	4/18/2022	578,000
1922	BUCHANAN	AVE	Ogden	13-085-0008	Single Family	1965	Sold	4/22/2022	580,000
5887	WEBER	DR	Ogden	07-078-0054	Single Family	1965	Sold	3/8/2022	580,000
4880	BURCH CREEK	DR	Ogden	07-036-0017	Single Family	1969	Sold	3/24/2022	589,500
1122	EDGEWOOD	DR	Ogden	06-034-0010	Single Family	1967	Sold	4/18/2022	597,000
151	JEFFERSON	DR	Ogden	12-022-0024	Single Family	2022	Sold	5/17/2022	598,000
823	1800		Ogden	11-210-0005	Single Family	1992	Sold	4/29/2022	600,000
883	1510		Ogden	11-355-0003	Single Family	2005	Sold	3/16/2022	605,000
4892	1150		Ogden	07-380-0012	Single Family	1991	Sold	5/4/2022	630,000
1609	1250		Ogden	13-152-0019	Single Family	1978	Sold	5/11/2022	638,800
5347	FILLMORE	AVE	Ogden	07-010-0011	Single Family	1969	Sold	3/23/2022	640,000
2121	ADAMS	AVE	Ogden	01-039-0040	Single Family	1886	Sold	4/12/2022	652,777
2049	ADAMS		Ogden	01-044-0010	Single Family	2022	Sold	5/20/2022	675,000
1332	32ND	ST	Ogden	14-070-0013	Single Family	1950	Sold	3/14/2022	688,000
121	1500		Ogden	11-439-0010	Single Family	2022	Sold	5/26/2022	689,900
1775	NAVAJO	DR	Ogden	07-208-0001	Single Family	1978	Sold	5/6/2022	701,000

SINGLE FAMILY

1509	4200		Ogden	06-114-0011	Single Family	1959	Sold	4/22/2022	750,000
4762	1575		Ogden	06-298-0010	Single Family	2020	Sold	3/3/2022	750,000
1527	LAKEVIEW	WAY	Ogden	07-559-0015	Single Family	2004	Sold	4/13/2022	805,000
2921	DARLING	ST	Ogden	14-114-0012	Single Family	1987	Sold	5/16/2022	820,000
5482	SPRUCE	CT	Ogden	06-284-0001	Single Family	2004	Sold	3/11/2022	823,000
1924	HAMPTON GREEN	WAY	Ogden	06-317-0005	Single Family	2013	Sold	3/10/2022	835,000
1616	GIBSON	AVE	Ogden	12-125-0018	Single Family	1957	Sold	4/1/2022	875,000
2676	SHAMROCK	DR	Ogden	14-074-0005	Single Family	1960	Sold	4/11/2022	897,700
692	HARRISON	BLVD	Ogden	11-374-0001	Single Family	2009	Sold	3/22/2022	1,065,000
1606	LAKEVIEW	WAY	Ogden	07-486-0006	Single Family	1999	Sold	3/9/2022	1,130,000
992	5900		Ogden	07-576-0006	Single Family	2004	Sold	3/24/2022	1,150,000
2745	FILLMORE	AVE	Ogden	14-094-0010	Single Family	1938	Sold	3/31/2022	2,300,700

Number of Sales	346
Number of Median	174
Median Value	400,000
95% Median	380,000

CONDO

House Number	Street	Street Type	City	Tax ID	Property Type	Year Built	Status	Sold Date	Sold Price
909	GRANDVIEW	DR	Ogden	05-179-0131	Condo	1941	Sold	5/6/2022	205,000
949	39TH	ST	Ogden	05-179-0144	Condo	1941	Sold	4/29/2022	227,900
3833	GRANDVIEW	DR	Ogden	05-179-0032	Condo	1941	Sold	4/22/2022	236,000
1297	LORL	LN	Ogden	13-143-0045	Condo	1970	Sold	4/12/2022	240,000
1320	LORL	LN	Ogden	13-144-0023	Condo	1971	Sold	5/6/2022	241,950
281	7TH	ST	Ogden	12-139-0008	Condo	1981	Sold	5/3/2022	247,000
3848	QUINCY	AVE	Ogden	05-179-0114	Condo	1941	Sold	5/10/2022	255,000
357	MONROE BLVD #7		Ogden	12-137-0015	Condo	1979	Sold	5/25/2022	258,000
1238	950		Ogden	13-206-0016	Condo	1996	Sold	3/16/2022	260,000
1345	LORL	LN	Ogden	13-143-0021	Condo	1970	Sold	4/22/2022	262,500
1120	CANYON	RD	Ogden	13-159-0033	Condo	1979	Sold	4/28/2022	270,000
1785	29TH	ST	Ogden	14-104-0044	Condo	1962	Sold	3/2/2022	275,000
1297	LORL LN		Ogden	13-144-0001	Condo	1970	Sold	5/27/2022	279,000
1372	MILLCREEK	DR	Ogden	13-142-0031	Condo	1970	Sold	4/11/2022	285,000
1113	COUNTRY HILLS DR. A2		Ogden	06-195-0002	Condo	1985	Sold	5/10/2022	290,000
1785	29TH	ST	Ogden	14-104-0025	Condo	1962	Sold	4/15/2022	291,500
1325	LINCOLN	AVE	Ogden	12-253-0070	Condo	2001	Sold	5/12/2022	295,900
1637	1470		Ogden	13-185-0018	Condo	1985	Sold	3/14/2022	300,000
1785	29TH	ST	Ogden	14-104-0016	Condo	1962	Sold	3/28/2022	320,000
862	1025		Ogden	13-148-0014	Condo	1975	Sold	4/15/2022	325,000
1120	CANYON RD		Ogden	13-159-0026	Condo	1979	Sold	4/14/2022	327,000
911	40TH	ST	Ogden	06-128-0014	Condo	1967	Sold	4/19/2022	330,000
1489	BRINKER	AVE	Ogden	13-167-0009	Condo	1979	Sold	5/26/2022	331,500
1965	1275		Ogden	13-192-0005	Condo	1986	Sold	3/17/2022	340,000
1314	RUSHTON	ST	Ogden	13-158-0004	Condo	1978	Sold	5/27/2022	354,000
912	1140		Ogden	13-150-0001	Condo	1975	Sold	5/11/2022	357,500
1310	1990		Ogden	13-168-0002	Condo	1979	Sold	5/20/2022	364,200
1745	29TH	ST	Ogden	14-120-0002	Condo	1984	Sold	4/5/2022	380,000
5485	925		Ogden	07-121-0018	Condo	1973	Sold	3/1/2022	390,100
1779	SEVEN OAKS	LN	Ogden	06-222-0009	Condo	1994	Sold	3/2/2022	547,500
1731	SEVEN OAKS	LN	Ogden	06-214-0003	Condo	1993	Sold	4/7/2022	615,000

Number of Sales	31
Number of Median	17
Median Value	291,500
95% Median	276,925

MANUFACTURED

House Number	Street	Street Type	City	Tax ID	Property Type	Year Built	Status	Sold Date	Sold Price
3234	PINGREE	AVE	Ogden	04-050-0023	Manufactured	2005	Sold	7/1/2021	265,000
393	BROADMOOR		Ogden	11-192-0028	Manufactured	1987	Sold	9/1/2021	282,000
986	KYLEE	LN	Ogden	13-212-0010	Modular	1997	Sold	5/28/2021	289,000
621	24TH	ST	Ogden	14-132-0001	Manufactured	2001	Sold	3/14/2022	295,000
2653	G	AVE	Ogden	14-043-0028	Manufactured	2000	Sold	2/21/2022	298,000
283	ROYAL OAKS	DR	Ogden	11-192-0007	Manufactured	1990	Sold	2/3/2022	300,000
2,860	PINGREE	AVE	Ogden	04-042-0014	Manufactured	1,999	Sold	44,692	313,777
1,362	FILLMORE		Ogden	13-156-0010	Manufactured	1,995	Sold	44,621	315,000
374	BROOKDALE	CIR	Ogden	11-192-0024	Manufactured	1994	Sold	3/17/2022	316,000
141	125		Ogden	12-154-0015	Manufactured	1995	Sold	11/19/2021	320,000
310	ROYAL OAKS	DR	Ogden	11-192-0018	Manufactured	1995	Sold	2/22/2022	325,000
394	BROADMORE	AVE	Ogden	11-192-0001	Manufactured	1991	Sold	2/21/2022	326,000
362	BROADMOOR	AVE	Ogden	11-192-0004	Modular	1987	Sold	4/16/2022	350,000
3253	LIBERTY	AVE	Ogden	05-057-0004	Mobile	1952	Sold	10/5/2021	365,000

Number of Sales	14
Number of Median	8
Median Value	315,000
95% Median	299,250

MULTI-UNIT

House Number	Street	Street Type	City	Tax ID	Property Type	Year Built	Status	Sold Date	Sold Price	
3173	STEPHENS	AVE	Ogden	04-046-0050	Duplex	1923	Sold	6/7/2021	230,000	
2220	GRAMERCY	AVE	Ogden	01-163-0059	Duplex	1904	Sold	4/20/2022	265,000	
246	8TH	ST	Ogden	12-090-0021	Duplex	1948	Sold	4/15/2022	302,000	
2802	ADAMS	AVE	Ogden	04-031-0052	Duplex	1937	Sold	3/8/2022	310,000	
2946	CHILDS	AVE	Ogden	04-065-0007	Duplex	1882	Sold	5/27/2022	314,000	
1967	MONROE		Ogden	02-044-0004	Duplex	1935	Sold	9/9/2021	317,000	
675	28TH	ST	Ogden	04-034-0054	Duplex	1920	Sold	9/9/2021	329,000	
598	8TH STREET		Ogden	12-052-0026	Duplex	1962	Sold	6/15/2021	329,900	
373	7TH	ST	Ogden	12-091-0096	Duplex	1993	Sold	7/19/2021	335,000	
951	RUSHTON	ST	Ogden	02-042-0064	Duplex	1942	Sold	12/3/2021	345,000	
908	GODDARD	ST	Ogden	04-008-0010	Duplex	1955	Sold	11/10/2021	345,000	
172	HARRISON	BLVD	Ogden	11-100-0009	Duplex	1962	Sold	10/1/2021	345,000	
778	21ST	ST	Ogden	01-065-0004	Duplex	1893	Sold	11/12/2021	349,500	
1082	28TH	ST	Ogden	02-014-0001	Duplex	1950	Sold	8/6/2021	349,900	
610	21ST ST	ST	Ogden	01-046-0030	Duplex	1909	Sold	5/24/2021	350,000	
2833	ADAMS	AVE	Ogden	04-029-0006	Duplex	1915	Sold	6/24/2021	350,000	
3309	ADAMS	AVE	Ogden	05-107-0003	Duplex	1956	Sold	8/20/2021	350,000	
3535	ADAMS	AVE	Ogden	05-117-0052	Duplex	1922	Sold	4/14/2022	350,000	
2226	JEFFERSON	AVE	Ogden	01-036-0037	Duplex	1893	Sold	10/8/2021	355,000	
564	29 TH		Ogden	04-031-0012	Duplex	1919	Sold	9/12/2021	355,000	
602	8TH	ST	Ogden	12-052-0065	Duplex	1962	Sold	6/15/2021	359,900	
2845	LIBERTY		Ogden	02-065-0005	Duplex	1924	Sold	1/27/2022	360,000	
541	COOK	ST	Ogden	12-022-0007	Duplex	1918	Sold	3/7/2022	360,000	
2527	GRAMERCY	AVE	Ogden	01-056-0026	Duplex	1909	Sold	12/30/2021	365,000	
582	21ST	ST	Ogden	01-045-0001	Duplex	1893	Sold	12/6/2021	369,500	
367	FRANKLIN		Ogden	05-118-0060	Duplex	1970	Sold	5/13/2022	377,500	
832	15TH	ST	Ogden	02-057-0009	Duplex	1973	Sold	10/18/2021	381,000	
1563	BRINKER	AVE	Ogden	13-038-0018	Duplex	1973	Sold	10/5/2021	382,000	
672	4250		Ogden	06-059-0021	Duplex	1959	Sold	6/22/2021	389,000	
806	23RD	ST	Ogden	01-063-0026	Duplex	1925	Sold	8/6/2021	389,900	
873	BINFORD	ST	Ogden	01-054-0001	Duplex	1935	Sold	5/7/2021	390,000	
883	BINFORD	ST	Ogden	01-054-0004	Duplex	1935	Sold	5/11/2021	390,000	
940	1225		Ogden	11-202-0001	Duplex	1987	Sold	5/27/2021	394,000	
541	28TH		Ogden	04-031-0054	Duplex	1940	Sold	2/1/2022	397,500	
439	WASHINGTON BLVD	BLVD	Ogden	12-079-0037	Duplex	1891	Sold	2/11/2022	399,999	
2122	MONROE	BLVD	Ogden	01-064-0030	Duplex	1926	Sold	12/27/2021	400,000	Median
973	35TH	ST	Ogden	05-048-0023	Duplex	1960	Sold	6/22/2021	404,000	
1122	GOODYEAR	AVE	Ogden	11-430-0002	Duplex	1954	Sold	7/8/2021	407,000	
3775	ORCHARD	AVE	Ogden	05-101-0016	Duplex	1941	Sold	12/17/2021	410,000	
462	4TH	ST	Ogden	12-065-0013	Duplex	1962	Sold	5/18/2022	418,400	
483	CANYON	RD	Ogden	02-062-0001	Duplex	1904	Sold	12/9/2021	420,000	
145	5050		Ogden	07-223-0004	Duplex	1978	Sold	6/25/2021	420,000	
324	14TH	ST	Ogden	12-113-0012	Duplex	1935	Sold	10/18/2021	425,000	
1129	PORTER	AVE	Ogden	13-023-0033	Duplex	1952	Sold	7/12/2021	427,000	
3294	VAN BUREN	AVE	Ogden	05-037-0013	Duplex	1964	Sold	11/10/2021	434,500	
213	4900		Ogden	07-064-0060	Duplex	1971	Sold	4/13/2022	435,000	
725	2ND		Ogden	12-030-0011	Duplex	1957	Sold	4/28/2022	435,000	
536	8TH	ST	Ogden	12-053-0036	Duplex	1941	Sold	3/30/2022	435,000	
3771	ORCHARD	AVE	Ogden	05-101-0017	Duplex	1947	Sold	6/1/2021	440,000	
2655	BRINKER	AVE	Ogden	02-019-0050	Duplex	1936	Sold	8/27/2021	445,000	
953	24TH	ST	Ogden	02-029-0022	Duplex	1947	Sold	4/19/2022	447,500	
355	5150		Ogden	07-266-0004	Duplex	1980	Sold	6/30/2021	448,450	
335	5150		Ogden	07-266-0005	Duplex	1980	Sold	6/28/2021	449,950	
4083	PORTER	AVE	Ogden	06-038-0020	Duplex	1970	Sold	9/8/2021	452,500	
5624	1150		Ogden	07-456-0002	Duplex	1995	Sold	10/10/2021	455,000	
649	HEALY	ST	Ogden	04-020-0010	Duplex	1924	Sold	6/9/2021	459,900	
3208	GRAMERCY	AVE	Ogden	04-009-0007	Duplex	1954	Sold	7/14/2021	462,414	
755	BOUGHTON	ST	Ogden	05-053-0009	Duplex	1960	Sold	1/21/2022	475,000	
1445	1600		Ogden	13-071-0044	Duplex	1980	Sold	3/11/2022	475,000	
420	HARRISON	BLVD	Ogden	11-111-0004	Duplex	1956	Sold	5/21/2021	480,000	
481	WALL	AVE	Ogden	12-091-0084	Duplex	1997	Sold	6/21/2021	485,000	
487	WALL	AVE	Ogden	12-091-0085	Duplex	1997	Sold	7/16/2021	488,000	
4075	JEFFERSON	AVE	Ogden	06-038-0008	Duplex	1953	Sold	11/17/2021	492,000	
1573	1350		Ogden	13-155-0007	Duplex	1983	Sold	5/3/2022	520,000	

MULTI-UNIT

374	CHILDS	AVE	Ogden	12-165-0007	Duplex	1999	Sold	5/26/2021	525,000	
121	27TH		Ogden	01-006-0030	Duplex	1888	Sold	4/27/2022	578,500	
1024	19TH	ST	Ogden	14-003-0009	Duplex	1962	Sold	3/14/2022	605,000	
746	NORTH	ST	Ogden	11-290-0001	Duplex	2004	Sold	9/14/2021	607,000	
5710	CRESTWOOD	DR	Ogden	07-112-0019	Duplex	1978	Sold	12/28/2021	665,000	
4547	MADISON	AVE	Ogden	06-067-0025	Duplex	1966	Sold	3/9/2022	690,000	
671	2735		Ogden	01-001-0044	Triplex	1900	Sold	4/21/2022	239000	
2340	ECCLES	AVE	Ogden	02-031-0055	Triplex	1913	Sold	12/17/2021	313700	
2332	ECCLES	AVE	Ogden	02-031-0051	Triplex	1916	Sold	12/17/2021	344000	
2820	ADAMS	AVE	Ogden	04-031-0049	Triplex	1941	Sold	8/9/2021	359000	
2050	MONROE	BLVD	Ogden	01-066-0037	Triplex	1916	Sold	12/3/2021	387,900	Median
2557	ADAMS	AVE	Ogden	01-015-0035	Triplex	1883	Sold	7/13/2021	390000	
2026	MADISON	AVE	Ogden	01-065-0026	Triplex	1914	Sold	9/2/2021	403000	
548	27		Ogden	01-011-0044	Triplex	1898	Sold	9/17/2021	450000	
4608	EDGEWOOD	DR	Ogden	06-061-0001	Triplex	1976	Sold	2/14/2022	649900	
3153	ADAMS	AVE	Ogden	04-023-0010	Fourplex	1896	Sold	10/5/2021	265000	
2535	ADAMS	AVE	Ogden	01-015-0030	Fourplex	1896	Sold	5/27/2021	460000	
2550	ORCHARD	AVE	Ogden	01-013-0043	Fourplex	1954	Sold	1/18/2022	475000	
508	27TH	ST	Ogden	01-011-0011	Fourplex	1923	Sold	5/3/2021	515000	
739	24TH	ST	Ogden	01-058-0027	Fourplex	1912	Sold	5/5/2022	565000	
712	29TH	ST	Ogden	02-065-0033	Fourplex	1917	Sold	4/1/2022	575000	
2557	ADAMS	AVE	Ogden	01-015-0035	Fourplex	1883	Sold	3/30/2022	590000	
635	23RD	ST	Ogden	01-025-0030	Fourplex	1908	Sold	1/4/2022	615000	
2322	JEFFERSON	AVE	Ogden	01-025-0025	Fourplex	1901	Sold	3/23/2022	645000	
2318	JEFFERSON	AVE	Ogden	01-025-0026	Fourplex	1904	Sold	3/23/2022	645000	
3469	BRINKER	AVE	Ogden	05-043-0014	Fourplex	1960	Sold	5/25/2021	650,300	
870	JACKSON		Ogden	11-044-0058	Fourplex	1985	Sold	2/11/2022	705,000	Median
870	JACKSON		Ogden	11-044-0059	Fourplex	1985	Sold	2/11/2022	705000	
141	DAN	ST	Ogden	11-155-0005	Fourplex	1979	Sold	12/21/2021	715500	
107	SOUTHWELL	ST	Ogden	11-156-0007	Fourplex	1978	Sold	5/20/2022	791000	
501	12TH STREET	ST	Ogden	13-033-0009	Fourplex	1903	Sold	3/23/2022	890000	
368	8TH	ST	Ogden	12-088-0005	Fourplex	1969	Sold	9/21/2021	910000	
2634	QUINCY		Ogden	02-021-0038	Fourplex	1920	Sold	7/28/2021	952500	
870	23	ST	Ogden	01-063-0009	Fourplex	1919	Sold	1/21/2022	1040000	
2248	JEFFERSON	AVE	Ogden	01-036-0034	Fourplex	1916	Sold	5/28/2021	1065000	
1165	EDGEWOOD	DR	Ogden	06-033-0001	Fourplex	1968	Sold	10/26/2021	1800000	
271	12TH	ST	Ogden	12-120-0006	Fourplex	2022	Sold	12/17/2021	7346443	

DUPLEX

Number of Sales	70
Number of Median	36
Median Value	400,000
95% Median	380,000

TRIPLEX

Number of Sales	9
Number of Median	5
Median Value	387,900
95% Median	368,505

FOURPLEX

Number of Sales	22
Number of Median	12
Median Value	705,000
95% Median	669,750